

## **COMMUNITY PARTNER CONVENING: FEDERAL POLICY IMPACTS**

### **NOTES DOCUMENT**

**Date:** November 20, 2025

**Location:** PVUSD Board Room, Watsonville

**Participants:** County, health system partners, education system partners, safety net partners, and local organizations

## I. EXECUTIVE SUMMARY

The County Executive Office, PVUSD, and community partners convened on November 20 to build a shared, person-centered understanding of the local impacts of urgent federal policy and budget changes. The session brought together organizations across systems—including education, health, housing, food security, legal advocacy, aging services, and youth programs—to review data, listen to partners, and begin identifying collaborative approaches that support residents during a period of rapid change.

Participants moved through three core activities:

- **Data Walk** – A cross-system review of early and emerging local impacts using partner-submitted data and stories.
- **Person-Centered Mapping** – Small-group exercises mapping how local services surround residents and identifying where stability is strong, strained, or shifting.
- **Group Commitments** – A collective discussion of near-term actions organizations can take.

### Key Themes

- **Housing and food access show the most strain.** Red dots were consistently placed in these domains, especially for families in South County, older adults, and people in shared or unstable housing.
- **Trust, eligibility, and documentation are major barriers.** Partners shared increased fear around benefit renewals, immigration-related rules, and confusion about program changes.
- **Intergenerational impacts are emerging.** Families relying on schools, aging services, and childcare are experiencing multi-system strain.
- **Local solutions are possible.** Many tables identified opportunities for coordination that do not depend on federal funding—shared outreach, warm handoffs, better communication between systems, and expanded use of trusted community partners.
- **Residents are surrounded by services, but access is uneven.** Participants noted that people may be “surrounded by resources, but not supported in navigating them.”

### Shared Commitments Identified

Partners named several actions they are prepared to explore together:

- Keeping relationships strong—especially with isolated populations
- Supporting benefit retention (CalFresh, Medi-Cal, Head Start)
- Enhancing navigation support, especially during renewals
- Clarifying roles and information-sharing across systems

### Next Steps

- County to synthesize findings and share back themes and opportunities.
- Community call in January to continue coordination.
- Second convening in February to align on indicators.

## **II. DETAILED SUMMARY**

### **1. Welcome & Framing (9:30–9:45 a.m.)**

#### **Purpose**

To establish shared purpose, set expectations for the morning, and center the convening within community-designed work.

#### **Summary**

Remarks from PVUSD, the County Executive Office, and community partners highlighted:

- The urgency of recent federal actions and the need for quick, coordinated response
- Commitment to a person-centered approach grounded in Santa Cruz County’s equity statement
- The importance of shared learning and alignment across systems
- Appreciation for partners adjusting schedules on short notice to participate
- The value of connecting data with lived experience and community voice

Partners were reminded this convening is an early step in an ongoing process, not a one-time meeting.

#### **Notable Points from Transcript**

- Concern about immediate federal changes to food, housing, and health access
- Desire to “counter the moment with hope” and collective action
- Emphasis on intergenerational impacts and cross-system visibility
- Recognition that County budget decisions will need to reflect community input

## **2. Data Walk & Paired Dialogue (9:55–10:45 a.m.)**

### **Purpose**

To review early data on local impacts, surface patterns across systems, and connect numbers with community experience.

### **Partner-Submitted Data Highlights**

(From the combined PDF and notes)

- **Food security:** Nearly all CalFresh households projected to lose some or all benefits; potential \$17M annual loss in food retail spending.
- **Housing:** Increasing reliance on rental assistance programs; long waitlists for vouchers.
- **Health & behavioral health:** Increased demand for behavioral health supports; confusion about Medi-Cal redeterminations.
- **Youth & education:** Rising need for school-based food distribution and after-school supports.
- **Civil rights & legal:** Growing fear around documentation and eligibility.

### **Patterns Identified During the Walk**

- Overlap between food, housing, and health instability
- Increased complexity of benefit renewals
- Gaps in navigation—“Who is helping people make sense of the changes?”
- Systems working in parallel rather than in coordination
- Early signs of strain on provider capacity (staffing, outreach, enrollment)

### **Paired Dialogue Themes**

- Concerns about residents not renewing benefits due to fear or confusion
- Increased call volume and walk-in questions at benefits offices
- Strain on schools as stabilizing institutions
- Shared desire to see the full picture of community impacts, not isolated data points

### **3. Person-Centered System Mapping (10:55 a.m.–12:15 p.m.)**

#### **Purpose**

To move from systems-level data to the lived experience of residents by mapping how local services surround a person and identifying where supports are stable, strained, or shifting.

#### **Method Used**

- Persona at the center
- Concentric circles showing organizations by proximity
- Green/yellow/red indicators showing stability
- One local opportunity identified by each table

#### **Themes from Maps (Based on Photos)**

##### **Common green (stable) supports:**

- Schools, after-school programs, and food distribution
- Libraries, youth groups, and community centers
- Trusted clinic relationships and local nonprofits

##### **Common yellow (strained) supports:**

- Medi-Cal navigation
- Rental assistance and affordable housing
- Behavioral health access
- Childcare supports

##### **Common red (likely to shift):**

- CalFresh and food supports
- Section 8 and voucher programs
- Immigration-related services and documentation needs
- Emergency housing, shelters, and eviction defense programs

#### **Cross-Table Observations**

- Many personas appeared “surrounded by resources,” but navigation remains a barrier.
- Trust, fear, and documentation requirements are shaping service usage patterns.
- Informal supports (family, neighbors, faith groups) are central to stability.
- Youth and older adults face unique vulnerabilities when systems shift.
- Transportation continues to influence whether people can persist in services.

## **Local Opportunities Named**

(From table notes + flipcharts)

- Strengthening coordination across providers
- Providing clearer benefit renewal information
- Supporting isolated populations through outreach
- Improving rental assistance communication
- Building youth-organization partnerships
- Using sports and food distribution events for outreach
- Holding regular in-person cross-system meetings
- Leveraging relationships with UCSC and Cabrillo
- Supporting collective impact efforts over the next 3–5 years

#### **4. Group Synthesis & Check-Out (12:15–12:30 p.m.)**

##### **Purpose**

To identify shared priorities emerging from the mapping and discuss next steps.

##### **Key Takeaways (from checkout flipcharts)**

- Respond with hope and action, not fear
- Prioritize relationship building as a stabilizing force
- Maintain benefits wherever possible
- Strengthen communication across systems
- Support navigation and documentation needs
- Keep outreach going—to youth, isolated populations, and informal networks
- Continue data gathering, storytelling, and in-person work
- Coordinate with UCSC, school districts, food distribution partners, and health systems
- Explore care integration across programs

##### **Closing Reflection**

Participants emphasized the need for continued collaboration, visibility across systems, and collective readiness as federal conditions evolve. Many expressed appreciation that the convening created space to see the full picture together.

### **III. APPENDICES**

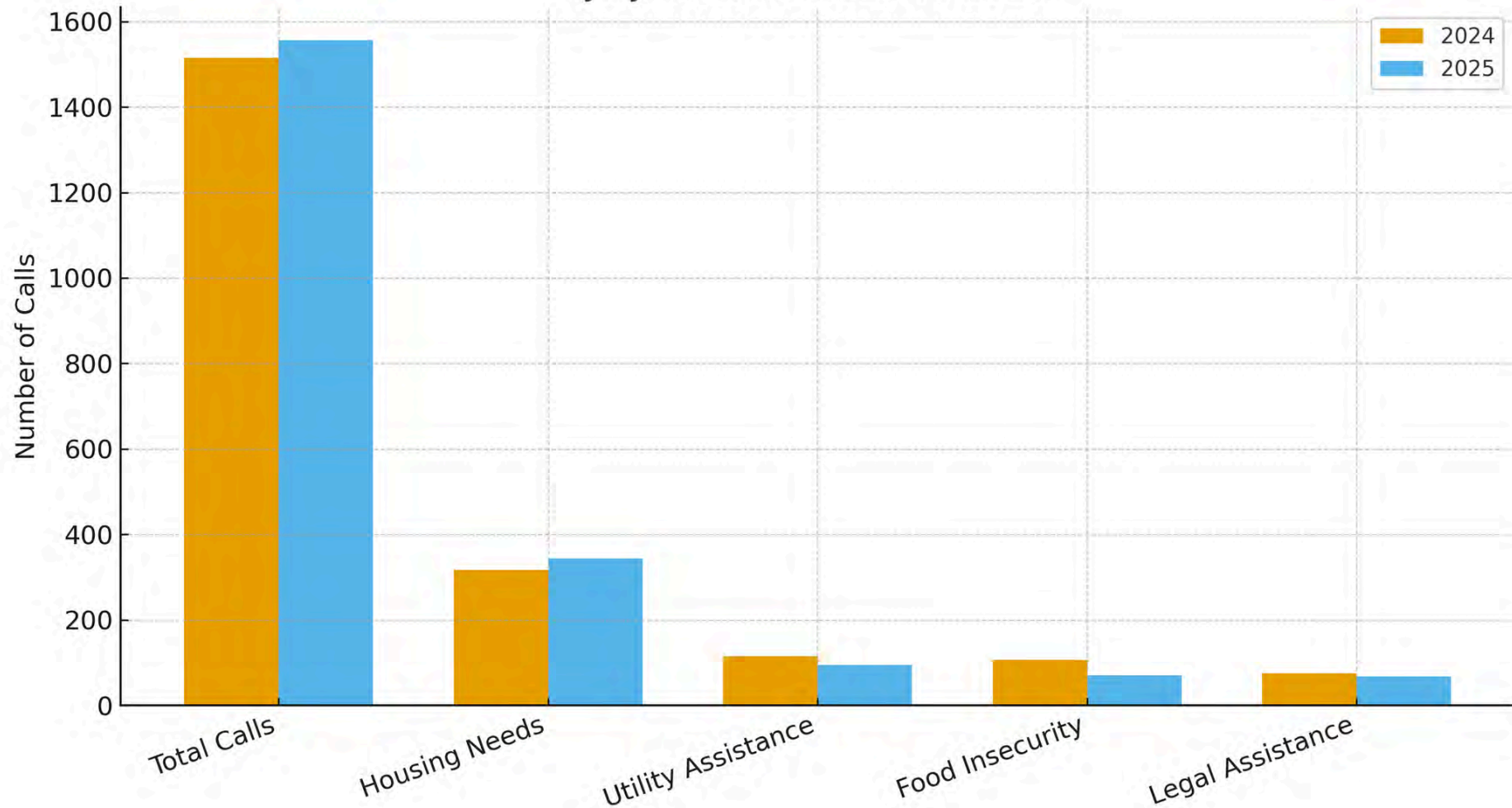
(You can include these as attachments or embedded pages)

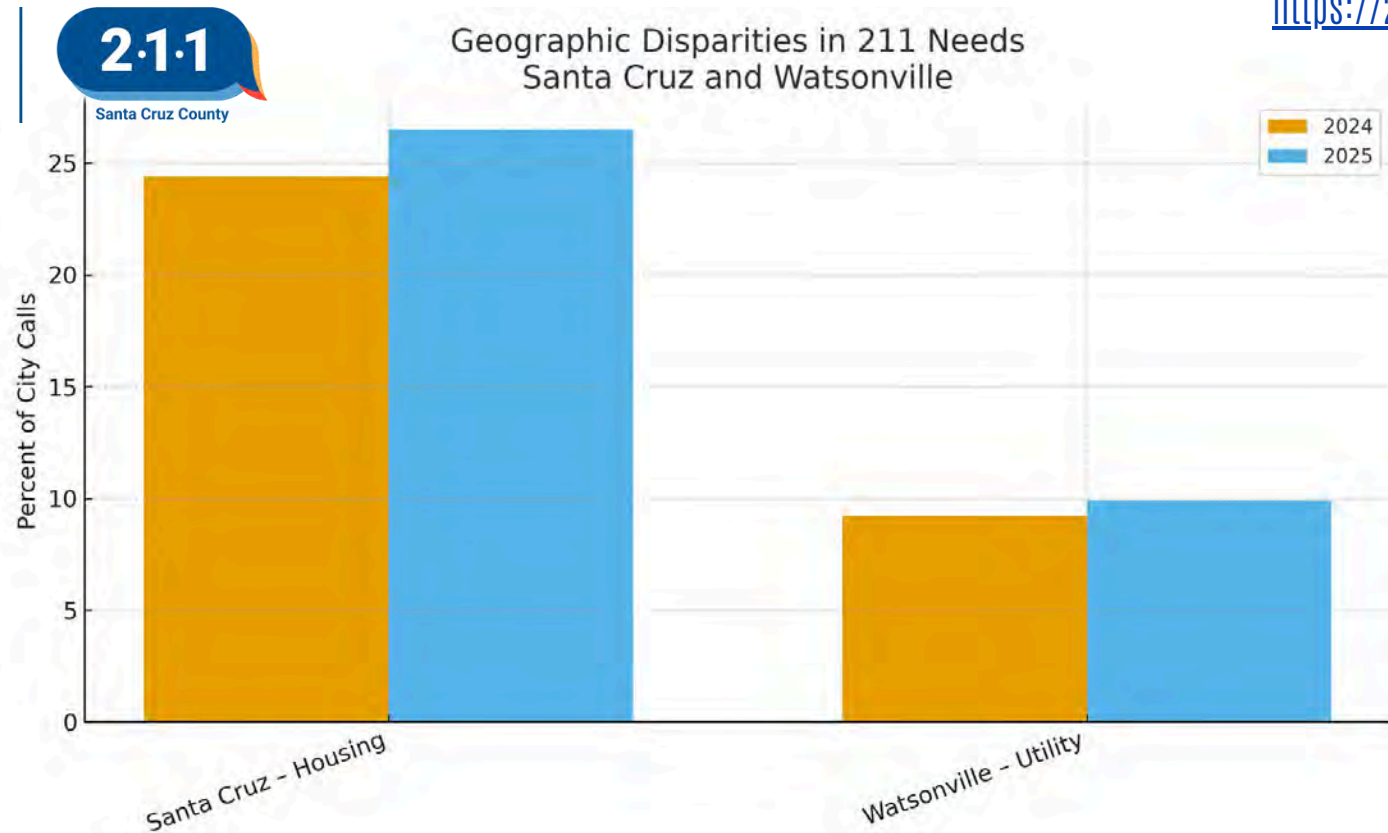
**A. Data Walk Slides & Sticky Note Comments (PDF)**

**B. Photos of Person-Centered Maps**



211 Calls by Need Category  
July-October 2024 vs 2025

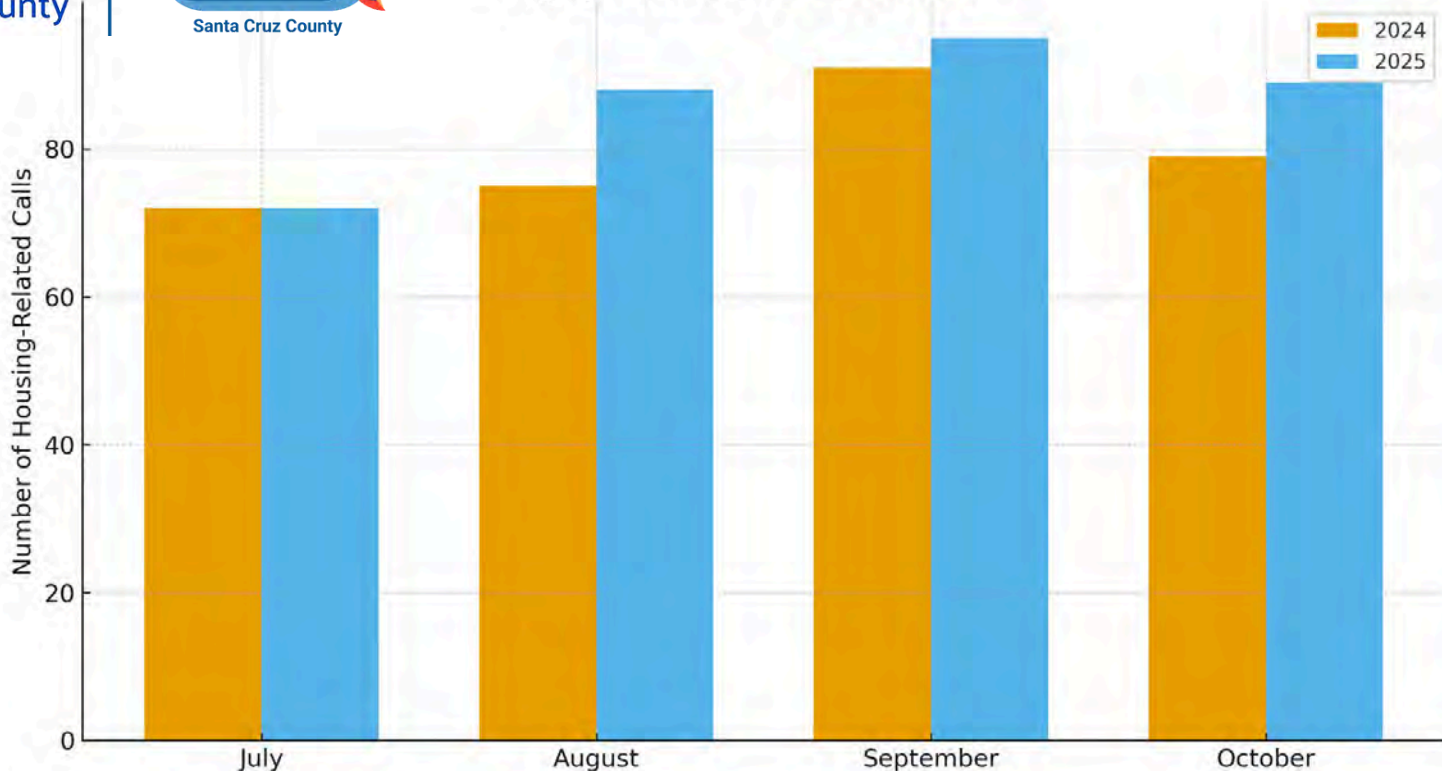




**In Santa Cruz, more than one in four 211 calls are now about housing. The share of housing related calls climbed from 24.4 percent to 26.5 percent in just one year, pointing to a deepening tenancy and shelter crisis in the North County. In Watsonville, utility assistance continues to be a defining need, with residents nearly twice as likely as Santa Cruz callers to reach out for help keeping the lights on.**

Monthly Housing Needs  
July–October 2024 vs 2025

<https://211santacruzcounty.org/>



**Housing related calls are peaking higher and earlier in 2025. The largest jumps occur in August and October, as more residents seek help before colder, wetter months. This pattern shows that housing instability is not only persistent, it is accelerating, and families are reaching a crisis point sooner in the year.**



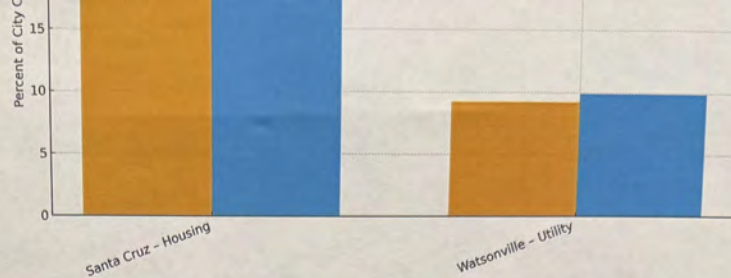
housing  
need breakdown  
- shelter  
vs  
- assistance

Which  
metrics are  
the most  
powerful  
indicators?

tell us  
what  
you  
need

Is there a break-  
down of identity  
of the callers?  
Demograph data?

Shared concerns  
across all T&A  
service lines?



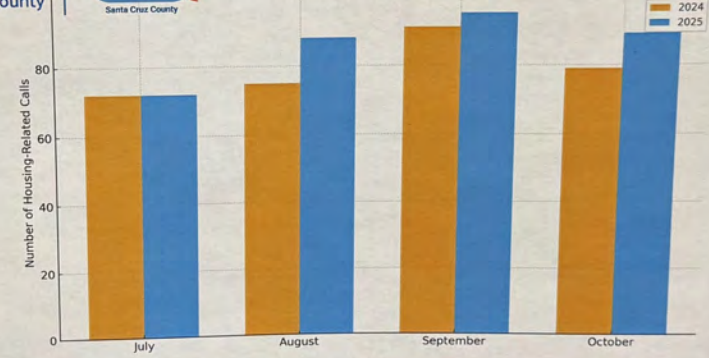
In Santa Cruz, more than one in four 211 calls are now about housing. The share of housing related calls climbed from 24.4 percent to 26.5 percent in just one year, pointing to a deepening tenancy and shelter crisis in the North County. In Watsonville, utility assistance continues to be a defining need, with residents nearly twice as likely as Santa Cruz callers to reach out for help keeping the lights on.



2-1-1  
Santa Cruz County

Monthly Housing Needs  
July-October 2024 vs 2025

<https://211santacruzcount>



Housing related calls are peaking higher and earlier in 2025. The largest jumps occur in August and October, as more residents seek help before colder, wetter months. This pattern shows that housing instability is not only persistent, it is accelerating, and families are reaching a crisis point sooner in the year.


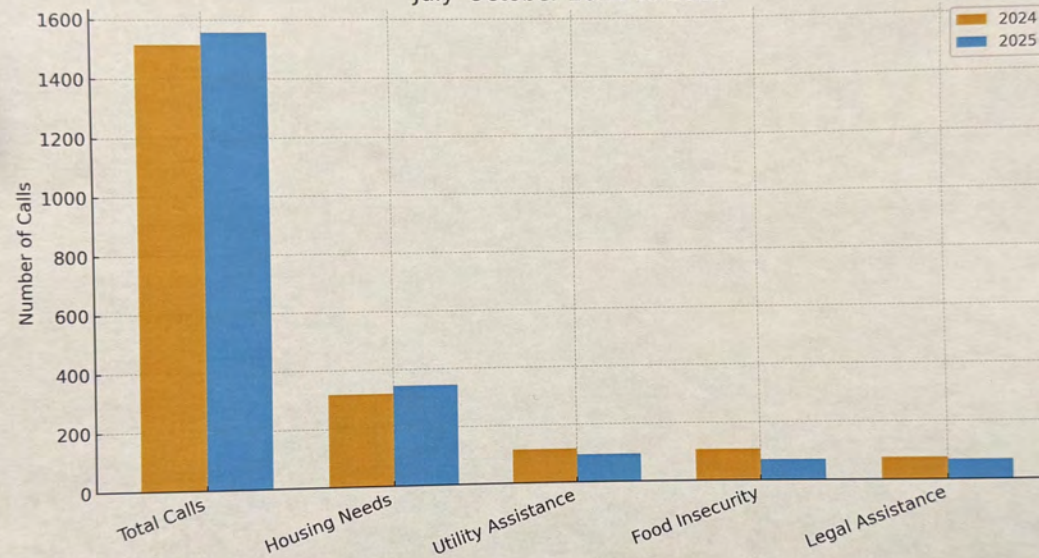
What are  
the direct fnd  
impacts on  
211/MVW



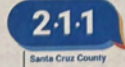


United  
Way


211 Calls by Need Category  
July-October 2024 vs 2025



<https://211santacruzcounty.org/>



Geographic Disparities in 211 Needs  
Santa Cruz and Watsonville



<https://211santacruzcounty.org/>

Can we break down  
No growth by zip code?  
housing policies  
of the past are  
impacting  
our current  
reality.





# Federal Action Impacts on TK12 Education

*Updated Nov. 17, 2025*



**SANTA CRUZ**  
COUNTY OFFICE OF  
**EDUCATION**



# Federal Impacts on Education

## Government Shutdown

Ended Nov. 12, 2025

Head Start, Nutrition Services, Housing

## Discretionary Spending

Whitehouse proposing cuts. Senate not proposing cuts. Will be addressed in Sep. 2025

## US Dept. of Ed Disruptions

Disruption to Allocations  
Civil Rights Investigations  
FAFSA process

## HHS Effort to deny services to undocumented

Some services no longer available for our undocumented community

## Court Decisions

Parent opt out of LGBTQ content, ED staff layoffs

## HR1 One Big Beautiful Bill Act

Financial Aid for Higher Ed, SNAP, Medicare and Medicaid/Medi-Cal



# Impact on Safety Nets



Based on: Collection of Results and Evidence Based Investments (CORE) 2022



Santa Cruz County Office of Education



# Government Shutdown Impacts

---

## Government Shutdown

Ended Nov. 12, 2025

### Short-Term:

- Most California TK12 schools and students see *no immediate change*.
- Federal courts on Friday (10/31) ordered the U.S. Dept. of Agriculture to resume SNAP funding during the shutdown. In response, the administration [said in court filings today](#) it will provide a portion of November SNAP benefits nationwide
- Housing support funds are at risk
- Federal funds (Title I, IDEA, Pell Grants, FAFSA) continue flowing.
- **87%** of U.S. Dept. of Education staff furloughed → no new grants or civil-rights investigations. More **US Dept of Ed.** Staff permanently laid off

### Program Highlights:

- **Head Start:** Services paused, collaboration with PVUSD is providing services to some children/families
- **Students with Disabilities:** Core services funded by state/local; OCR investigations paused.



# Proposed Discretionary Spending

**Discretionary  
Spending**

Expected to be discussed first week of September, 2025

## **President's Budget Proposal**

- Cuts \$12.4B from ED, ~\$6B from K12
- Level Funds Title I
- Block Grants most of IDEA
- Block grants 18 other competitive and formula programs
- Eliminates Title I-C, Title III, Full Service Community Schools, Teacher and School Leaders Incentive Grants, GEAR UP, TRIO
- Title IV-B - 21st Century Community Learning Centers
- Title IV-A, STEM education, college & career counseling, school mental health, technology, & other flexible funding

## **Senate Bipartisan Proposal**

- Increase Title I (+\$50M), IDEA (+\$50M) and REAP (+\$5M)
- Level Funds most other K12 Programs (Title I-C, Title III, etc)
- Reduced funding for school safety national activities, Full Service Community Schools, Arts in Education, TQP, Education Innovation & Research
- Adds language to require funding goes out by July 1 and prevents transfer of programs to other Departments



# Withheld Federal Funds: Local Impacts 25-26

---

**Discretionary  
Spending**

The White House is proposing cuts to several key programs

**Estimated Local Impact of Withheld Federal Funds** *(based on 2024–25 allocations)*

- **Title I-C: Migrant Education Program: \$3,128,911** – Pajaro Valley USD
- **Title II-A: Supporting Effective Instruction: \$1,144,372** – Countywide
- **Title III-A: English Learner Program: \$1,201,045** – Countywide
- **Title IV-A: Student Support & Academic Enrichment: \$581,214** – Countywide
- **Title IV-B: 21st Century Community Learning Centers**
  - **\$4,109,701** – PVUSD (Elementary)
  - **\$509,000** – PVUSD (High School Level)
- **Adult Education – WIOA: \$397,325** – PVUSD

Administration has [announced releasing funds](#) of all withheld funds

**Learn More**



Santa Cruz County Office of Education

# US Dept of Education Disruptions

Dept. of Ed  
Disruptions

- **Disrupted Programs:** Delays in distributing Title I, IDEA, and Pell Grant funds; reduced oversight for underserved students.
- **Civil Rights Setbacks:** Fewer investigations and weaker enforcement of anti-discrimination laws.
- **Financial Aid Delays:** FAFSA, Pell Grant, and loan processing interruptions impact millions.
- **Data Gaps:** Slowed or incomplete NCES reporting affects policy decisions.
- **Weakened Support:** States face delays in guidance, compliance, and emergency coordination.
- **Strategic Losses:** Halted research, reforms, and innovation; loss of institutional knowledge.
- **Eroded Trust:** Public perception of federal disinvestment undermines confidence in education systems.

[Learn More](#)



Santa Cruz County Office of Education

# HR1: Impacts on Education, Food, Healthcare

**HR1**  
**One Big**  
**Beautiful Bill Act**

## Education

- Potential loss of funding for SMAA and LEA-BOP
- Students who lose SNAP eligibility would no longer Direct Certify for Title 1A
- Lowers caps and reduces access to **federal loans and grants** for Higher Ed
- **Expands** 529 accounts, private school vouchers for states that opt in

## Healthcare: reduces access to Medical Care

- **Medicaid:** Reduces access; Adds Work requirements, audits, immigrant restrictions, state cost shifts.
- **Medicare/ACA:** Cuts coverage access, limits drug reforms, tighter ACA eligibility.
- **Local Healthcare Providers** expected to lose funding and capacity, rural hospitals may fail

## SNAP/Food Aid

- **Eligibility:** Excludes most non-citizens; reduces benefits for mixed-status families.
- **Work Mandates:** Applies to adults 18–65 without dependents.
- **State Costs:** Penalizes high error rates; slashes admin funding.
- **Benefit Cuts:** Caps updates; ends nutrition education grants.

[Learn More](#)



Santa Cruz County Office of Education

# Health & Human Services Memo

**HHS Effort to  
deny services  
to  
undocumented**

**Policy Change:** [July 10, 2025 HHS Memo](#) rescinds 1998 policy that allowed undocumented immigrants access to certain federal programs, restoring strict compliance with the **Personal Responsibility and Work Opportunity Reconciliation Act (PRWORA)**.

**Key Programs Affected:** Now classified as “*Federal public benefits*” (citizens only):

- **Head Start**
- **Community Health Centers**
- **Behavioral & Mental Health Programs**
- **Title IV-E Child Welfare Services**
- **Family Planning (Title X)**
- **Workforce Training & Loan Programs**

## **Impact:**

- Claims that **\$374M annually** redirected from mixed status families to U.S. citizens in Head Start
- Unclear impact on our local FQHCs
- Immediate implementation; 30-day public comment period
- No change in funding levels—focus is on **eligibility enforcement**
- **Many local families could lose services**



# Supreme Court Decisions

---

- **Mahmoud v. Taylor:** The Court ruled that parents must be allowed to opt their children out of LGBTQ+ curriculum on religious grounds.
- **Department of Education v. California:** The Supreme Court allowed the federal government to suspend teacher diversity and equity training grants.
- **McMahon v. New York:** The Supreme Court permitted mass layoffs at the U.S. Department of Education by pausing a lower court's reinstatement order.
- **Vasquez Perdomo v. Noem:** [Court decision](#) gives immigration agents a “green light” to once again stop anyone they guess to be here illegally—even if a central reason for the stop was race



# Court Decisions Impacting Education

- A California [Court of Appeals ruled](#) that the UC's policy of barring undocumented immigrants from accessing on-campus jobs and paid research positions is discriminatory and violates state law. (8/5/2025)
- Trump HHS Blocked From Providing Medicaid Data to ICE. [California v. HHS](#), N.D. Cal., No. 3:25-cv-05536. (8/12/2025)
- A federal court has [permanently blocked](#) the **U.S. Dept of Ed's attempts to restrict diversity, equity, and inclusion** under Title VI, and the CDE affirms that California schools remain free to continue DEI programs and practices. (8/15/2025)





# CA Legis. Update: Student/Family Protection

**Approved CA  
Legislation**

## **AB 49 – Immigration Enforcement**

Prohibits ICE access to schools without a judicial warrant.

## **SB 98 – Immigration Notifications**

Schools must alert communities if federal enforcement occurs.

## **AB 495 – Family Preparedness**

Expands caregiver rights and protects family information.

## **AB 1390 - School Board Compensation**

Increases minimums for board member compensation

[Learn More](#)



Santa Cruz County Office of Education

EC'Ngi ku0W f c vg<Uchgv{.'Kenwukqp'('Y gm/Dgkpi

**Approved CA  
Legislation**

## **AB 727 – Mental Health**

Adds Trevor Project hotline to student ID cards.

## **AB 715 – Antisemitism Prevention**

Establishes new Office of Civil Rights in schools. Limits teacher instruction to be “factually accurate and aligned to curriculum”

## **SB 510 – African American History**

Requires inclusion of African American contributions in early CA history.

## **SB 19 – Threats**

Makes violent threats toward schools (not just people) a crime.

[Learn More](#)



Santa Cruz County Office of Education

# Legislative Update: Learning, Nutrition & Access

**Approved CA  
Legislation**

## **AB 1454 – Literacy Reform**

Expands phonics-based reading instruction.

## **AB 1123 – Teacher Credentialing**

Adds early childhood educators to the CTC.

## **AB 1264 – Nutrition**

Phases out ultra-processed foods by 2035.

## **SB 640 – CSU Admission Access**

Automatically admits eligible students to CSU campuses.

[Learn More](#)



Santa Cruz County Office of Education

Ngiluncvkg'Wf cvg<"Xgvqgf'Dmu

Approved CA  
Legislation

## **SB 414 – Charter Accountability**

Would tighten charter oversight and create an Inspector General.

## **AB 1348 – ADA & Immigration**

Would add immigration enforcement to ADA credit exceptions.

## **AB 1224 – Substitute Teachers**

Would double max teaching days for subs to 60.

[Learn More](#)



Santa Cruz County Office of Education

# Steps Schools are taking to Support our Community



## Reassure

- Demonstrate Allyship
- Keeping Schools as Safe Spaces
- Maximizing access to local services



## Take Action

- Protocols for ICE in Schools
- Tracking funding cuts & services disruptions
- Enroll families in MediCal and F&R Lunch
- Support Food Bank



## Inform & Prepare

- Keep Community updated
- Share protections of CA Law
- Know your rights workshops
- Promote Childcare Safety Plans
- Promote [susederechos.info](https://susederechos.info)



## Link to Support Network


- Promote YARR Advocate with county, state and Federal leaders
- Participate in local Collaboratives
- Support state litigation against federal admin



# Steps our Community Can Take



**Stay informed**



**Share your story/information with others**



**Support local agencies and organizations that support students, families, & schools**



**Contact Leaders / Representatives and advocate**







Thank you!



**SANTA CRUZ**  
COUNTY OFFICE OF  
**EDUCATION**



proposing cuts. Will be addressed in Sep. 2025  
 Civil Rights Investigations  
 FAFSA process, multiple  
 other agencies designated

Parent opt out of LGBTQ  
 content, ED staff layoffs

Some services no longer  
 available for our  
 undocumented community

Medicare and  
 Medicaid/Medi-Cal

Santa Cruz County Office of Education

services

MediCal and F&R  
 Lunch  
 • Support Food  
 Bank

## Impact on Safety Nets



Based on: Collection of Results and Evidence Based Investments (CORE) 2022

Santa Cruz County Office of Education

## Steps our Community



Good Comprehensive View

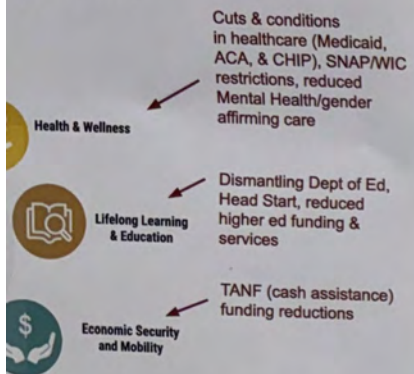
How is "BEWINGING" TO BE CREATED?

Loss of one-time funding

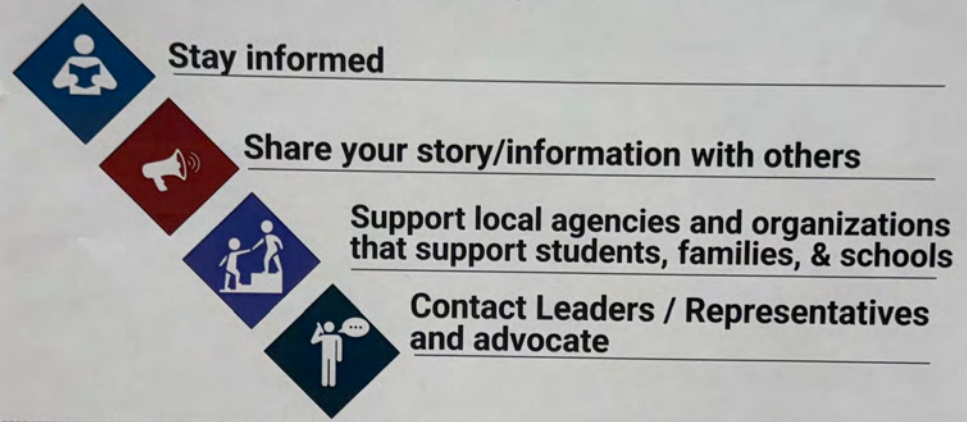
How are we doing more for undoc students?



## ty Nets



## Steps our Community Can Take

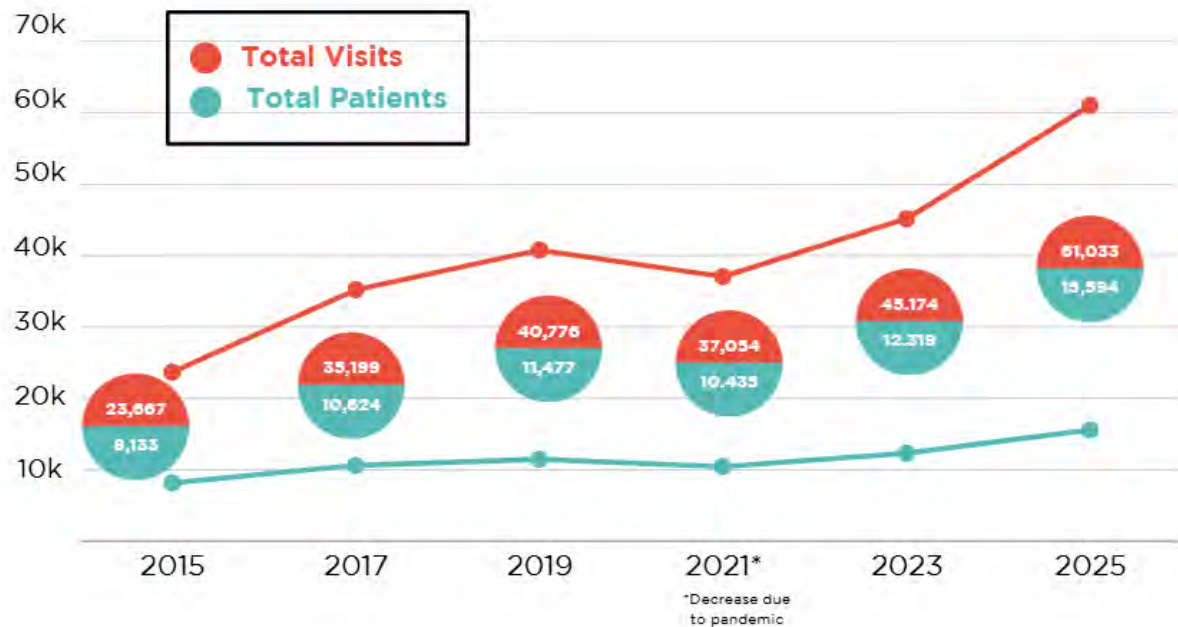


Loss of one-time funding

How are we doing more for undoc students?

What more can we do on a State level to fund + protect schools?

What about youth who enter homelessness or dependency system as a result of policy changes?



## A Decade of Growth & Today's Adult Medi-Cal Population



Adult Medi-Cal Population	FY 25 – 26	FY 26 – 27*	Difference FY 26 to FY 27
Patients	11,000	8,000	-3,000
Visits	50,000	36,000	-14,000
Revenues	\$12M	\$8.8M	-\$3.2M

\*As of July 1, 2026, all Adult Medi-Cal patients with Unsatisfactory Immigration Status (UIS) in California lose dental coverage.

# Oscar's Story



**Oscar** was 57 years old in 2009 when he experienced tragic and lasting consequences from the Medi-Cal dental benefit cuts. He had seven old and failing fillings that needed crowns, which he could not afford without insurance.

Five years later, when Medi-Cal dental benefits were finally reinstated, he made it to the dentist to address the issue; however, by that time, his teeth had to be extracted leaving him with no bottom front teeth.

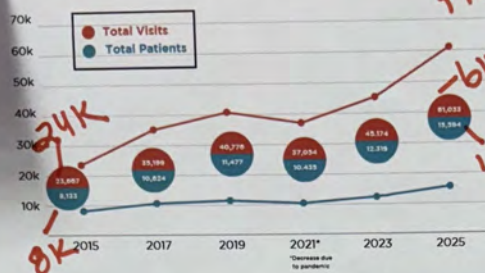
Expressing frustration about the situation Oscar commented, *"In 2009 when I needed to fix my fillings - which happens as people age -- I couldn't afford it. This whole situation has been deeply hurtful and has had lifelong consequences. **I've lost my teeth, and I will never get them back.**"*

*[The cuts] have definitely had an impact. We see a lot of people coming in, and we're doing a lot more extractions. A lot of restorable teeth not being saved, and a lot of people are coming in in pain, where before they would come in more preventatively. It's pretty sad.*

— FQHC Dental Director



Dientes



A Decade of Growth & Today's Adult Medi-Cal Population



Adult Medi-Cal Population	FY 25 - 26	FY 26 - 27*	Difference FY 26 to FY 27
Patients	11,000	8,000	-3,000
Visits	50,000	36,000	-14,000
Revenues	\$12M	\$8.8M	-\$3.2M

\*As of July 1, 2026, all Adult Medi-Cal patients with Unsatisfactory Immigration Status (UIS) in California lose dental coverage.

Connection:  
Ripple effect of  
Medi-Cal cuts  
Major hole  
in the safety net

## Oscar's Story



Oscar was 57 years old in 2009 when he experienced tragic and lasting consequences from the Medi-Cal dental benefit cuts. He had seven old and failing fillings that needed crowns, which he could not afford without insurance.

Five years later, when Medi-Cal dental benefits were finally reinstated, he made it to the dentist to address the issue; however, by that time, his teeth had to be extracted leaving him with no bottom front teeth.

Expressing frustration about the situation Oscar commented, "In 2009 when I needed to fix my fillings - which happens as people age -- I couldn't afford it. This whole situation has been deeply hurtful and has had lifelong consequences. I've lost my teeth, and I will never get them back."

[The cuts] have definitely had an impact. We see a lot of people coming in, and we're doing a lot more extractions. A lot of restorable teeth not being saved, and a lot of people are coming in in pain, where before they would come in more preventatively. It's pretty sad.

— FQHC Dental Director

are you using  
USI priority  
to impact?  
before funding

Target  
universalism  
to  
prioritize

Medi-Cal cuts  
impact groups  
highly vulnerable

can you deepen  
demographic  
data?  
ex: LGBTQ+ impacted

How will  
Medi-Cal  
charges  
affect new  
Penny Lane location?

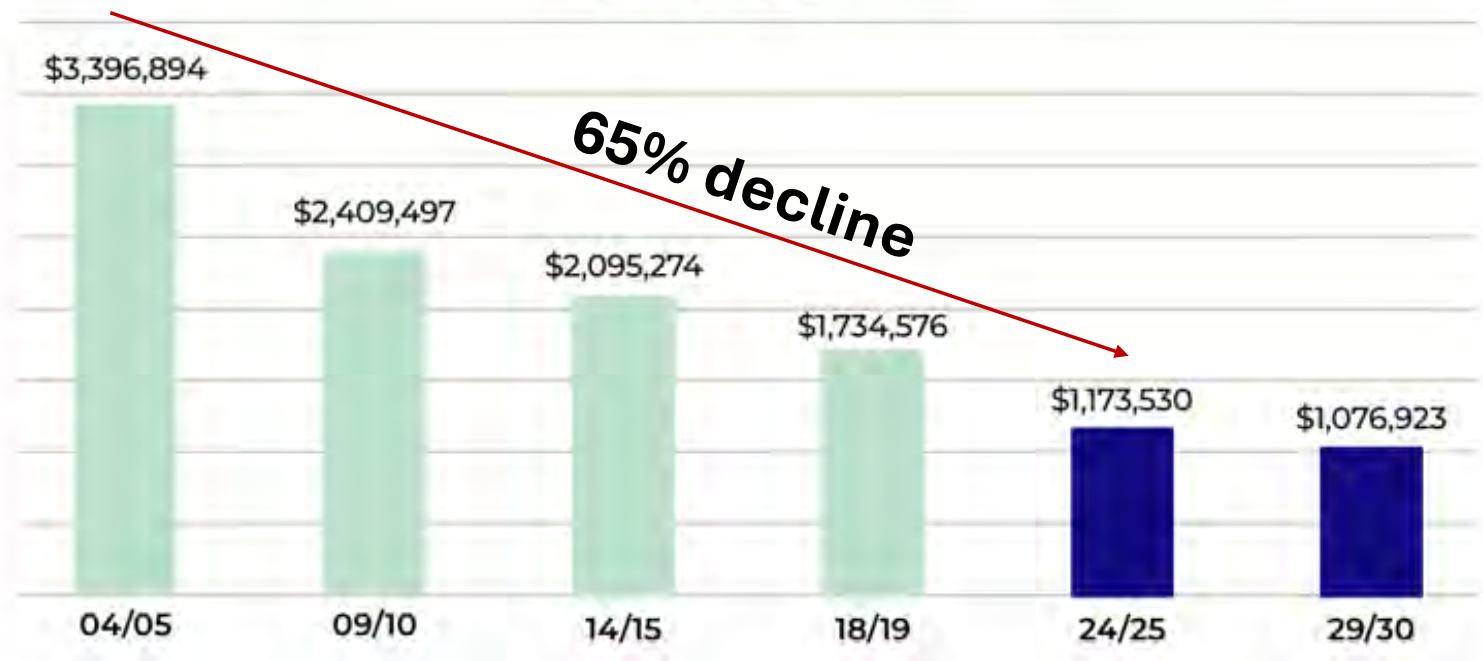
We can't  
lose dental  
care for those  
most in need

# First 5 Santa Cruz County Declining State Tobacco Tax Revenue



While First 5 Santa Cruz County has limited federal revenue exposure, its principal source of revenue, Proposition 10 tobacco tax, continues to decline. Proposition 10 annual revenue is **44% lower than it was a decade ago** and **65% lower than it was in FY 04/05**

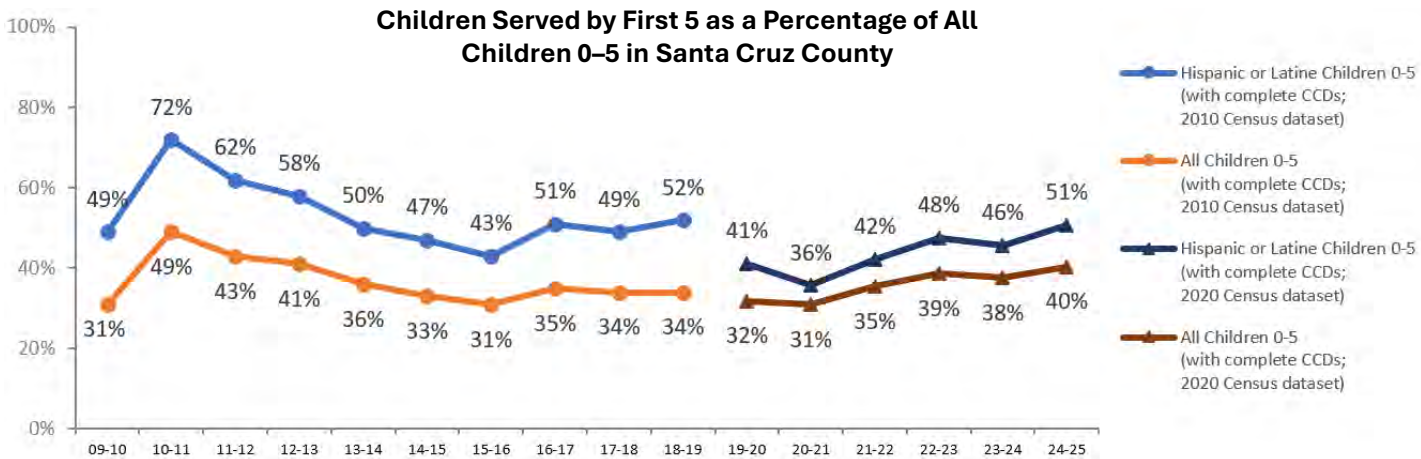
Proposition 10 Revenue: Actuals & Projected  
2004 – 2030



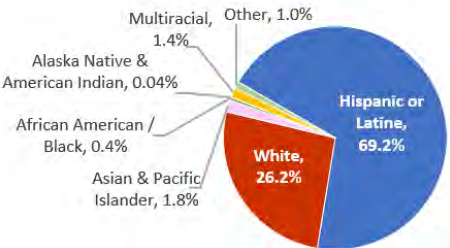


# First 5 Continues to Serve


Despite declining revenue, First 5 continues to deliver—serving **5,356 diverse children ages 0–5 and their families in FY 24/25.**



**Race/Ethnicity**



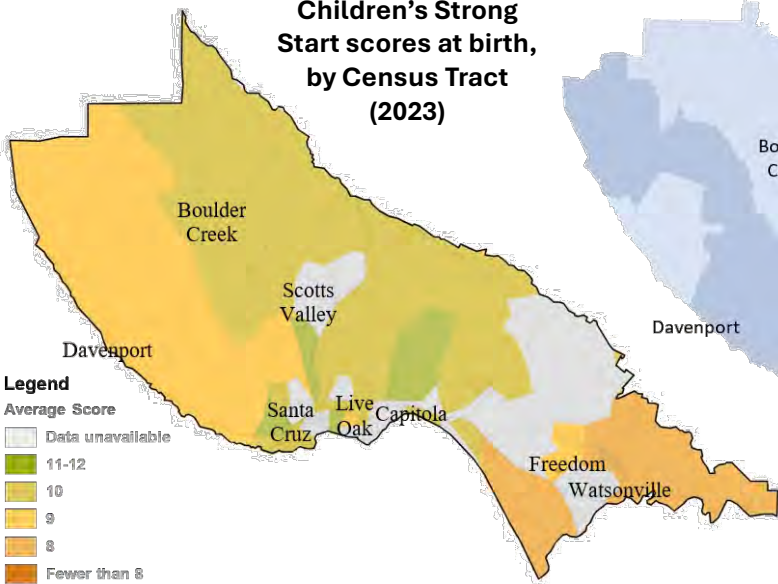
**Primary Language\***



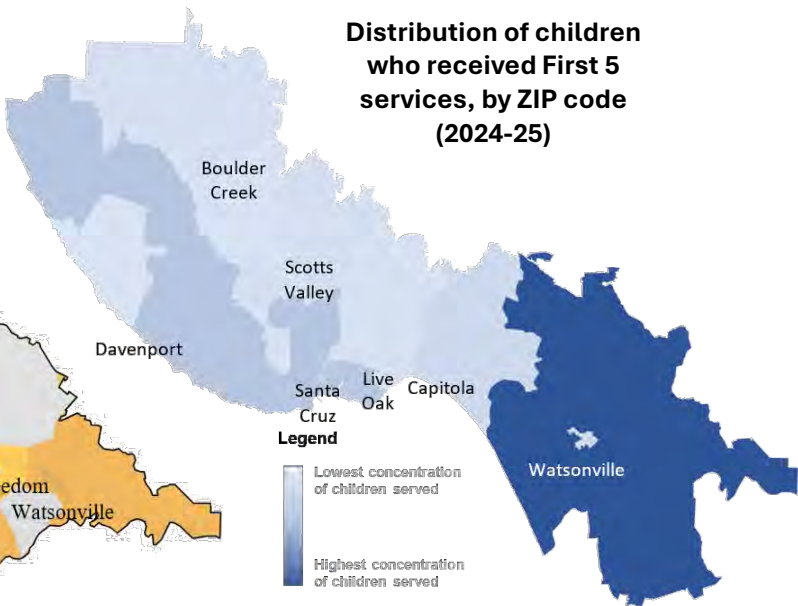
Scan Code to Learn More About First 5



**Children’s Strong Start scores at birth, by Census Tract (2023)**



**Distribution of children who received First 5 services, by ZIP code (2024-25)**



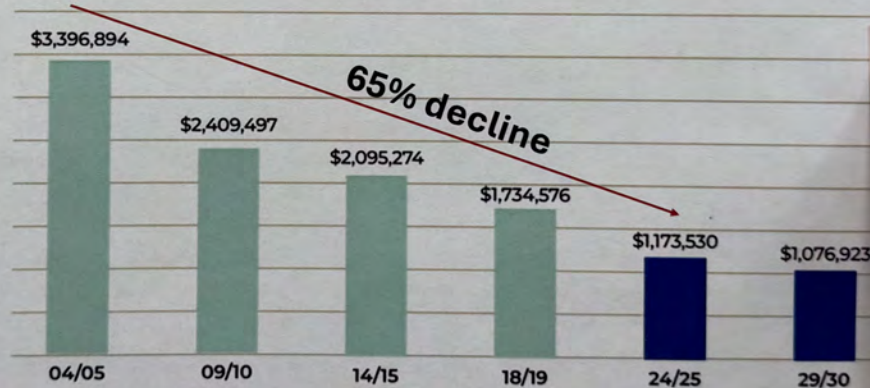
First 5

## First 5 Santa Cruz County Declining State Tobacco Tax Revenue



While First 5 Santa Cruz County has limited federal revenue exposure, its principal source of revenue, Proposition 10 tobacco tax, continues to decline. Proposition 10 annual revenue is **44% lower** than it was a decade ago and **65% lower** than it was in FY 04/05

Proposition 10 Revenue: Actuals & Projected  
2004 – 2030



Does this include Vape?  
Yes!

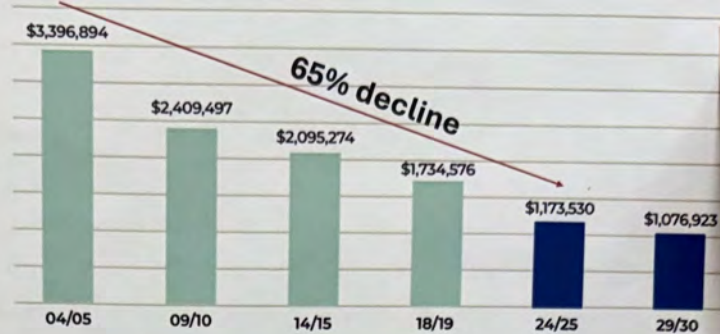
Are we investing in safety nets for families/children who enter criminal justice

## First 5 Continues to Serve

What services does First 5 fund/provide



County has limited federal revenue exposure, its principal source of revenue, Proposition 10 tobacco tax, continues to decline. Proposition 10 annual revenue is **44% lower** than it was a decade ago and **65% lower** than it was in FY 04/05



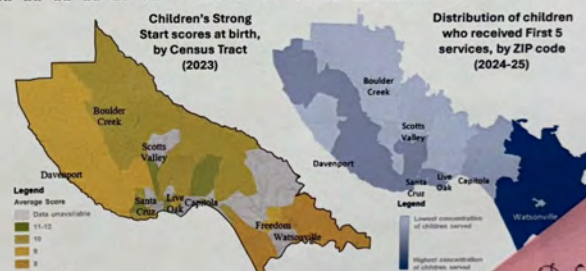

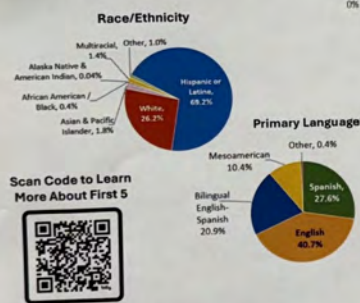
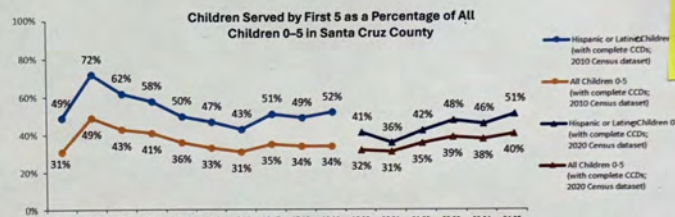
Does this include Vape? Yes!

Are we investing in safety nets for families/children who enter dependency or criminal justice system b/c of poverty? Children (05) in dependency

What services does First5 fund/provide. See QR code

## First 5 Continues to Serve

Despite declining revenue, First 5 continues to deliver—serving **5,356 diverse children ages 0–5** and their families in FY 24/25.

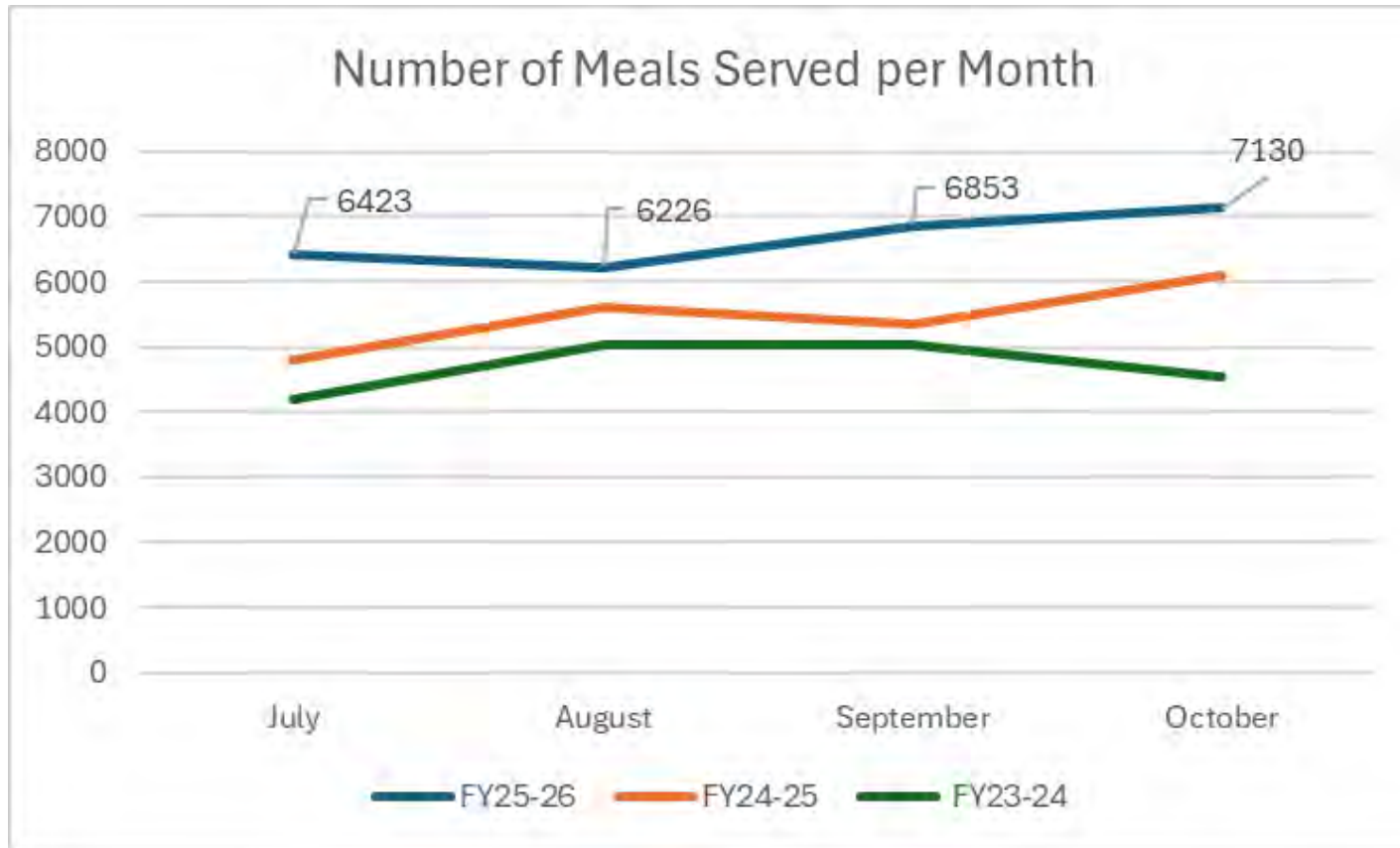


Susan...  
What other revenue sources are there? New tax?

Can you tell us how many Indig Lang Speakers are served (10/4/25)



# Grey Bears Meal Service Impacts

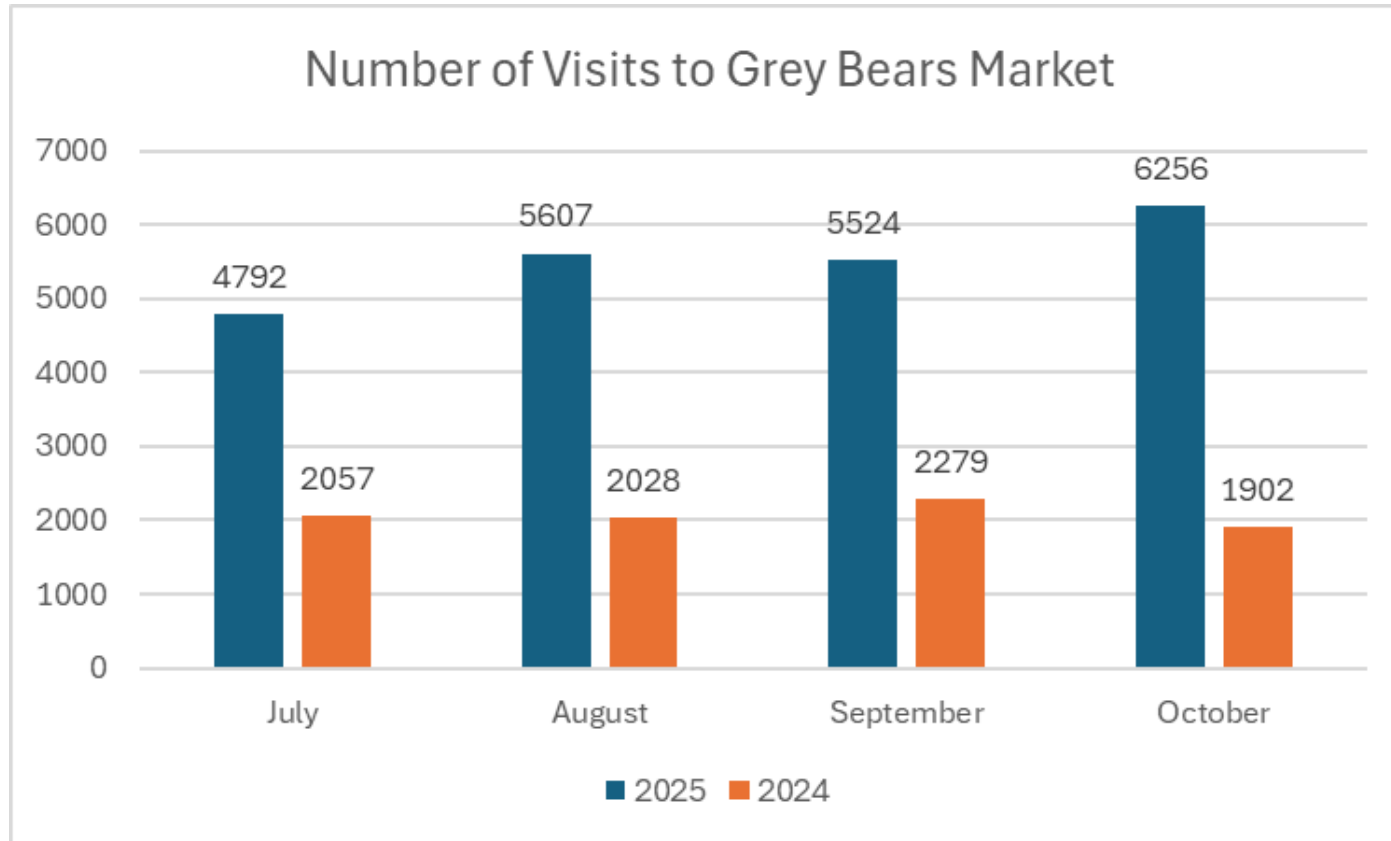


## Other Facts:

1 in 3 Meal Participants rely on SNAP/EBT to make ends meet.

55% of Meal Participants experienced low food security in the past year.

# Grey Bears Market Impacts



## Other Facts:


1 in 2 Market Shoppers rely on SNAP/EBT to make ends meet.

72% of Market Shoppers experienced low food security in the past year.

# Rick's Story

Rick is a senior who participates in food distribution and lunch on Fridays. He lives in the Santa Cruz Mountains, and knows it can be difficult for his neighbors to access food. He collects both food for himself and his neighborhood.

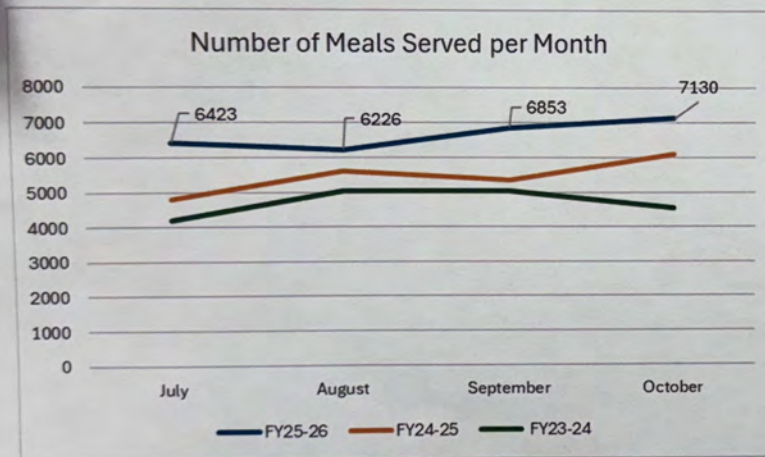
Rick relies on SNAP/EBT to supplement his food sources. When it was announced that SNAP/EBT funds were to be withheld in November, he was initially worried, but knew he could rely on Grey Bears to access food.





# Grey Bears

## Grey Bears Meal Service Impacts



**Other Facts:**

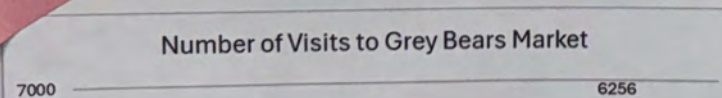
1 in 3 Meal Participants rely on SNAP/EBT to make ends meet.

55% of Meal Participants experienced low food security in the past year.

Where  
does 6B  
ending come  
from

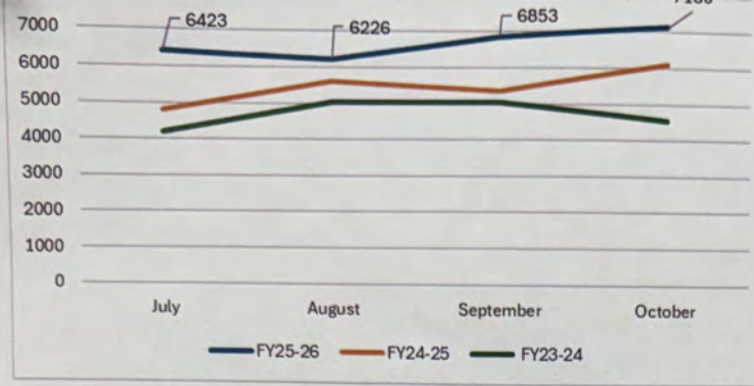
What is south county data?

## Grey Bears Market Impacts



✓ 150th Anniversary  
✓ Democratic  
✓ Every





**Other Facts:**

1 in 3 Meal Participants rely on SNAP/EBT to make ends meet.

---

55% of Meal Participants experienced low food security in the past year.

does it  
ending come from

South County data  
Don't know  
Eco report

What is  
South  
County data?

## Grey Bears Market Impacts



**Other Facts:**

1 in 2 Market Shoppers rely on SNAP/EBT to make ends meet.

---

72% of Market Shoppers experienced low food security in the past year.

Let's keep  
tracking  
this  
%

## Rick's Story

Rick is a senior who participates in food distribution and lunch on Fridays. He lives in the Santa Cruz Mountains, and knows it is difficult to access food. He collects





# Rick's Story

Rick is a senior who participates in food distribution and lunch on Fridays. He lives in the Santa Cruz Mountains, and knows it can be difficult for his neighbors to access food. He collects both food for himself and his neighborhood.

Rick relies on SNAP/EBT to supplement his food sources. When it was announced that SNAP/EBT funds were to be withheld in November, he was initially worried, but knew he could rely on Grey Bears to access food.



Can you deepen  
community  
demographic data  
on who is being  
served?  
ex: LGBTQ+ identity

# CEO/Community HR1 Impacts Convening

November 20<sup>th</sup>

HSA data for data walk activity

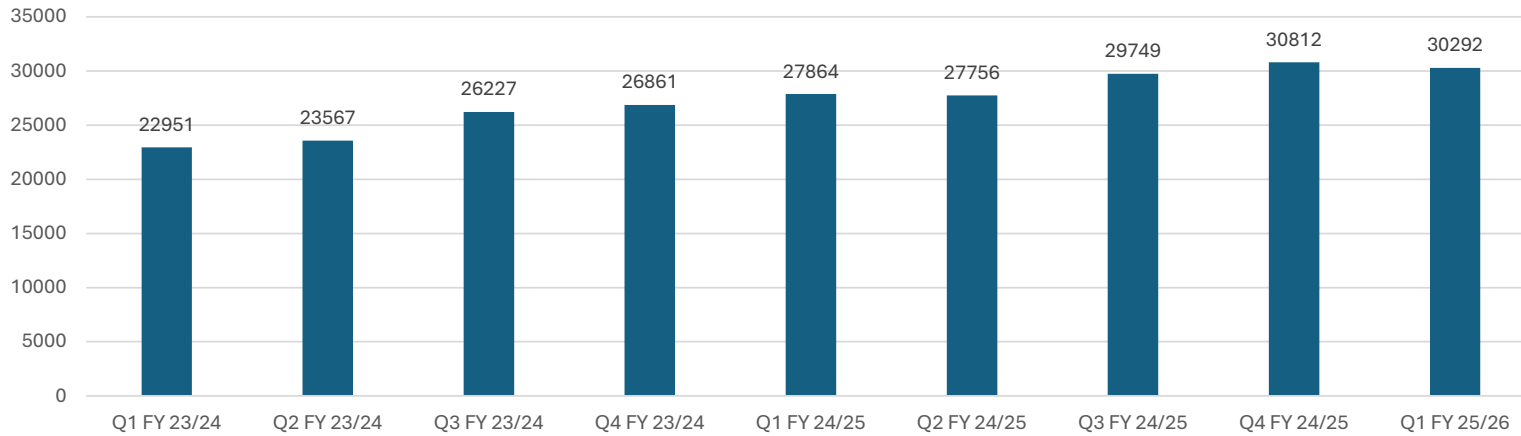
- HC visits/patients over time (starting Q1 FY 23/24)
  - Contact: Julian Wren, Amy Peeler
- BH visits/patients over time (starting Q1 FY 23/24)
  - Contact: Adriana Bare, Marni Sandoval
- Monthly EMS transport volume from Jan 2024 through June 2025
  - Contact: Greg Benson, Emily Chung
- MediCruz patients FY 19/20 through FY 23/24
  - Contact: Lun Wang/Jen Herrera

# Background (from Sven's message to community partners)

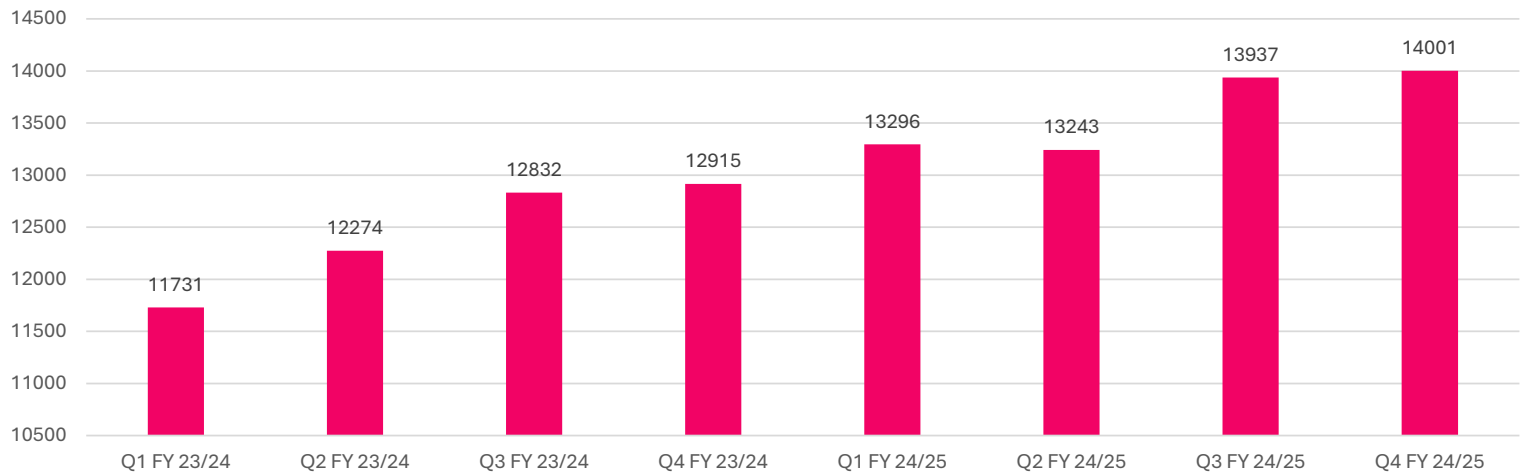
- This convening will bring together community-based organizations, partner agencies, and County departments to collectively examine the current and inbound local impacts of recent federal budget and policy changes. The purpose is to promote a shared, person-centered understanding of how these changes are affecting residents and to identify opportunities for coordinated action.
- This will be a working session focused on listening, shared learning, and strategic collaboration that will include:
  - A guided review of community data displays illustrating early and emerging local impacts on programs and residents.
  - Person-centered scenarios and discussion to explore how individuals and families may experience these changes across systems.
  - Identify where gaps exist and are emerging in the current support systems and where coordination can strengthen our collective response.
- We recognize that this invitation is being extended on short notice; however, the urgency and magnitude of the issues warrant immediate attention and care. Please be assured that this will not be the only convening and that there will be additional opportunities to participate, share insights, and shape ongoing responses.



HSA Health Center **Total Visits** Over Time



HSA Health Center **Total Unique Patients** Over Time



## County Health Centers

Operates 3 federally qualified health centers and medical services for juvenile hall, providing comprehensive and affordable primary care and integrated behavioral health.

### HR1 impacts...

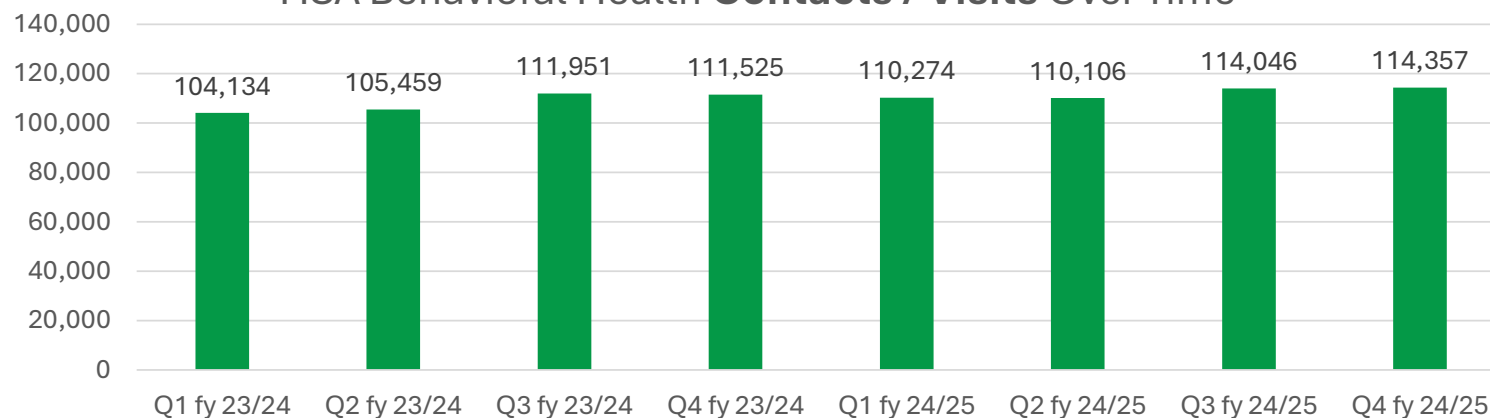
- Less people insured
- Greater dependence on state and local funding for uninsured populations
- Deferred preventative care may lead to greater health needs



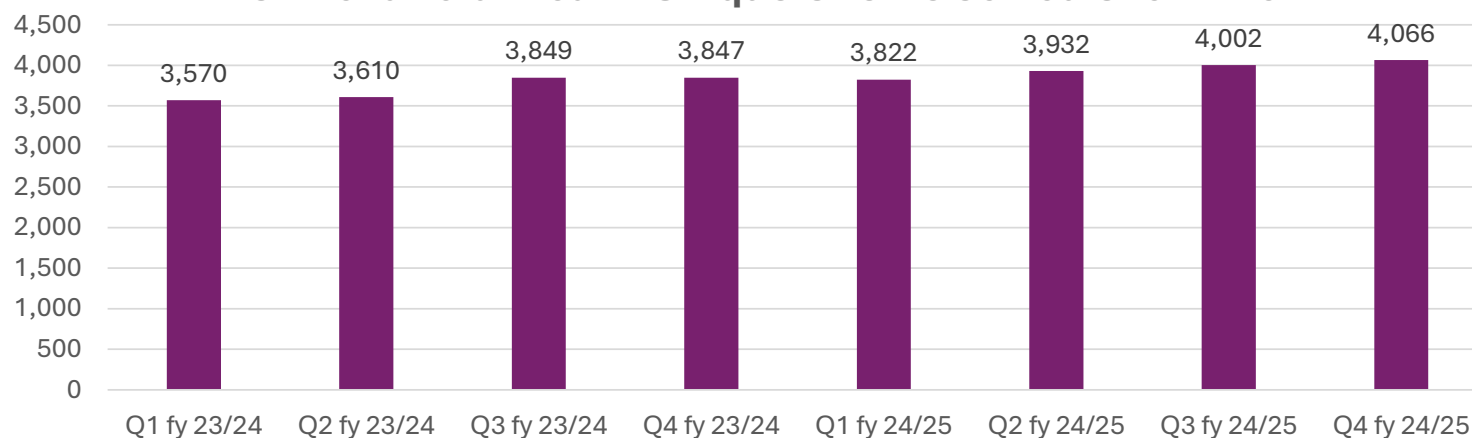
Data Source:

County of Santa Cruz, Health Services Agency, Health Center Division

### HSA Behavioral Health **Contacts / Visits** Over Time



### HSA Behavioral Health **Unique Clients** Served Over Time



### County Behavioral Health

Provides specialty mental health and substance use disorder services for Medi-Cal members and oversees behavioral health crisis support services in the community.

### HR1 impacts...

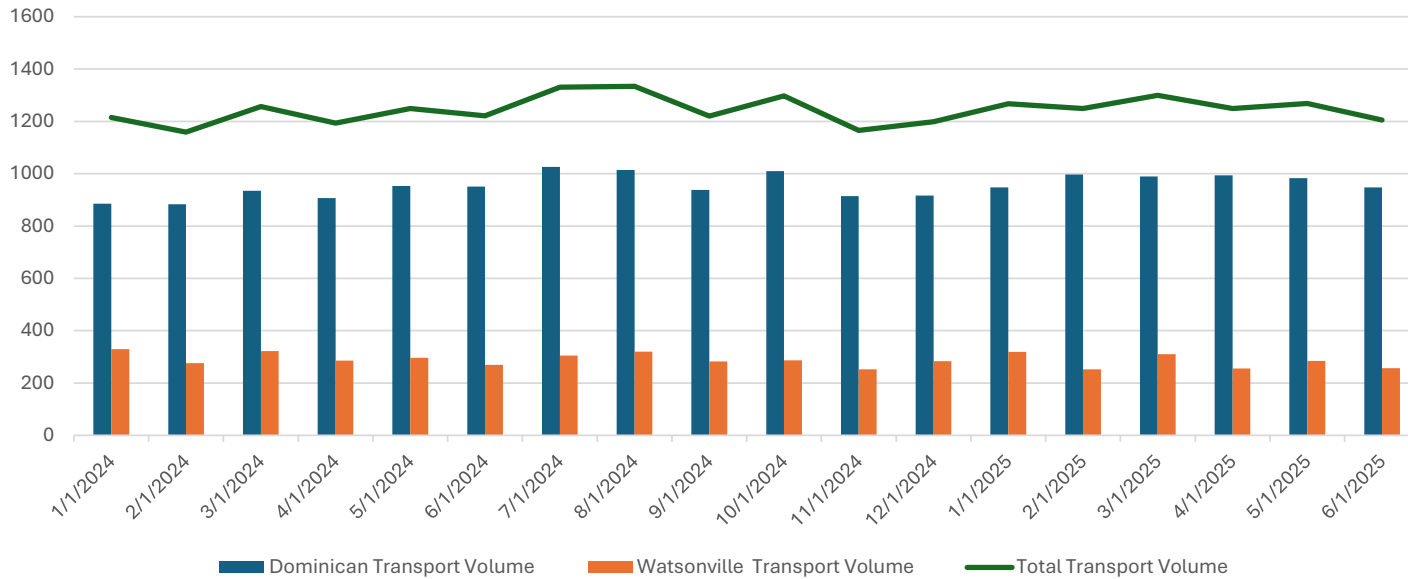
- Less people on Medi-Cal
- Greater dependence on state and local funding for uninsured populations
- Deferred preventative care may lead to greater behavioral health needs



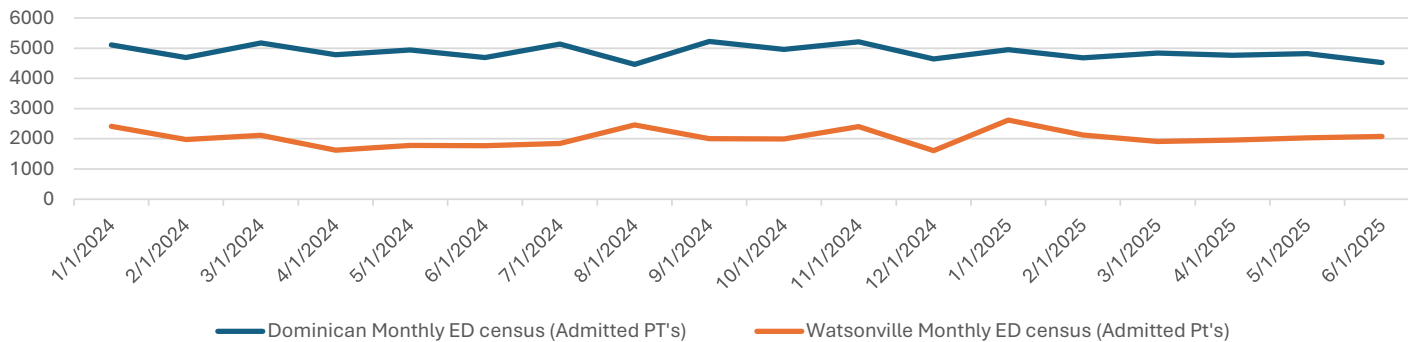
Data Source:

County of Santa Cruz, Health Services Agency, Behavioral Health Division

Santa Cruz County EMS Transport Volume



Hospital Monthly Emergency Department Census



## County Emergency Medical Services (EMS)

EMS delivers essential services which protect the health and safety of County residents and visitors who call upon the 911 system during their greatest time of need and vulnerability.

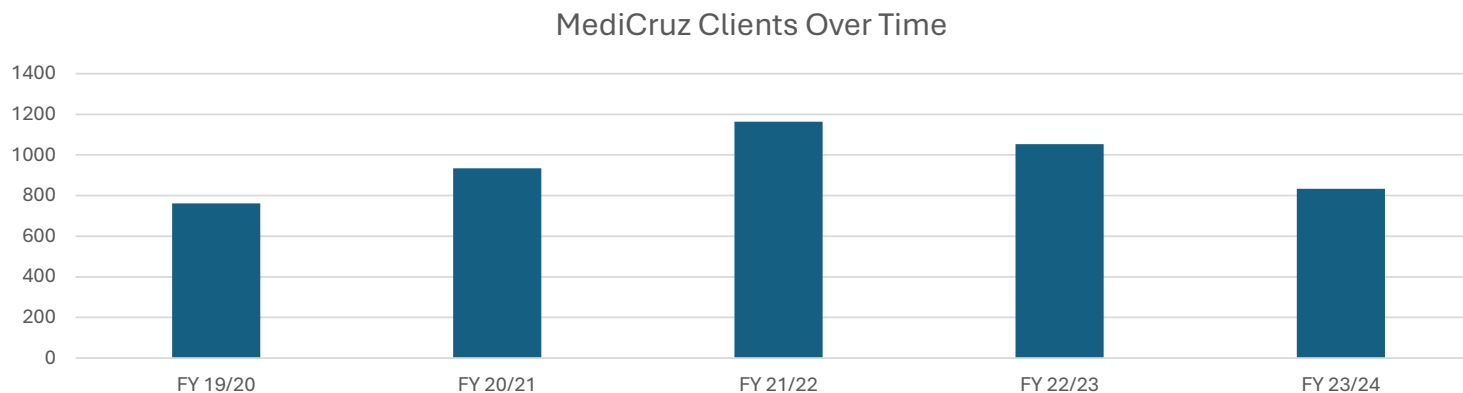
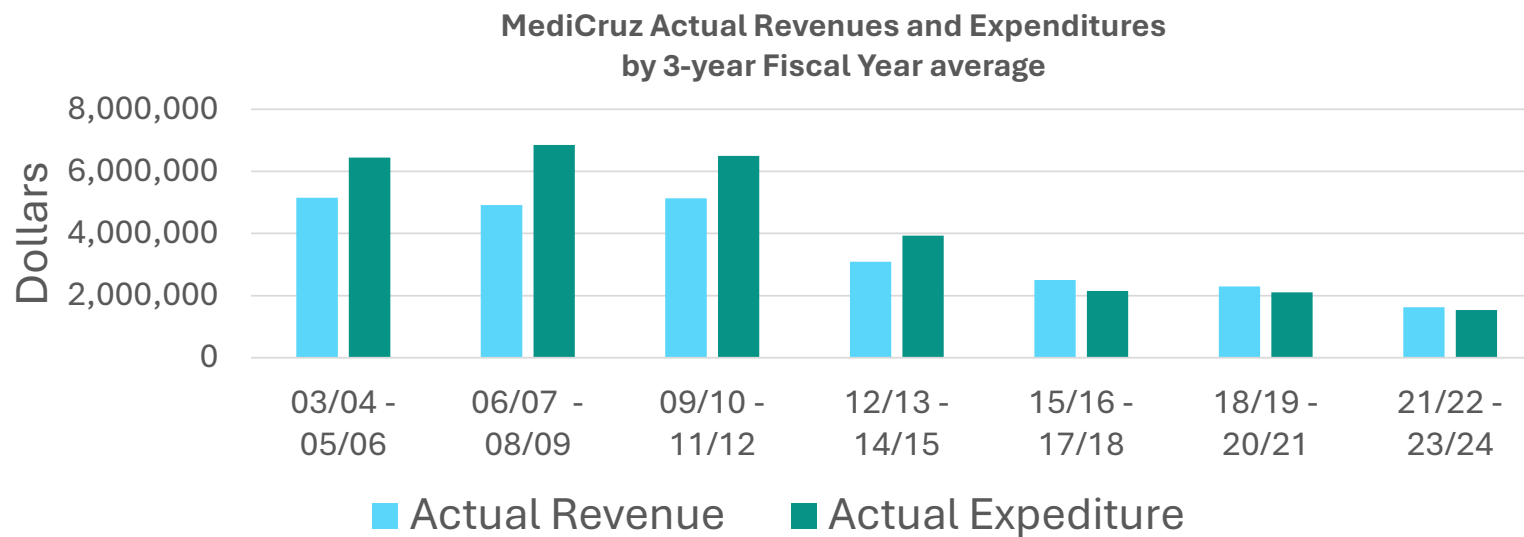
### HR1 impacts...

- More uncompensated care due to decreased health coverage
- Deferred medical care may lead to greater, more serious needs and EMS / ER usage
- Destabilization of EMS system with changes to payor mix



Data Source:

County of Santa Cruz, Health Services Agency, Public Health Division, Emergency Medical Services



### MediCruz Impact

MediCruz is a local safety-net program for Santa Cruz County residents, providing short-term coverage for medical needs.

### HR1 impacts...

- Increased eligibility due to decreased accessible health coverage
- Greater strain on state and local funding to sustain the program
- Deferred medical care leads to more severe medical needs requiring treatment

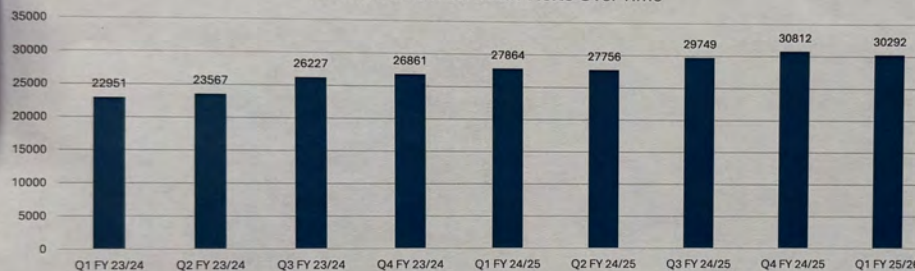


Data Source:  
County of Santa Cruz, Health Services Agency

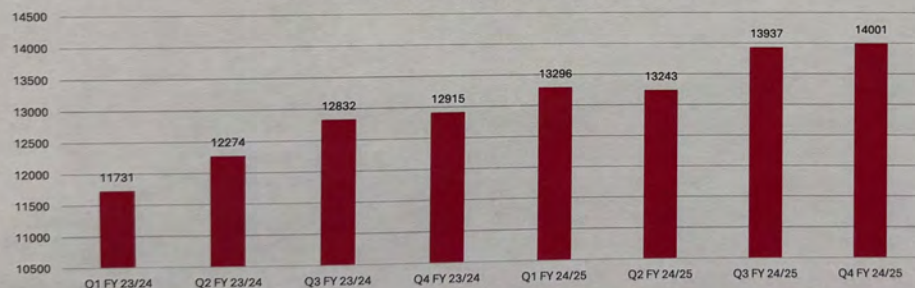


Health  
Services  
Agency  
(HSA - County)

HSA Health Center Total Visits Over Time



HSA Health Center Total Unique Patients Over Time



Data Source:  
County of Santa Cruz, Health Services Agency, Health Center Division

### County Health Center

Operates 3 federally qualified health centers and medical services for juvenile hall, providing comprehensive and affordable primary care and integrated behavioral health.

### HR1 impacts...

- Less people insured
- Greater dependence on state and local funding for uninsured populations
- Deferred preventative care may lead to greater health needs

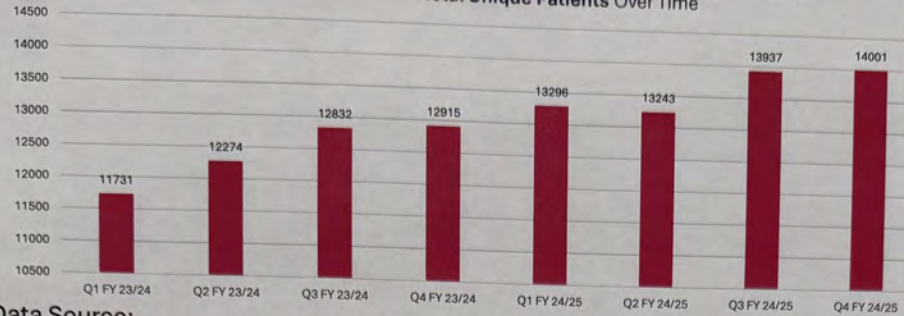


% of these  
are having  
medical?  
←

### County Behavioral Health

\$ per visit  
2024 VISIT

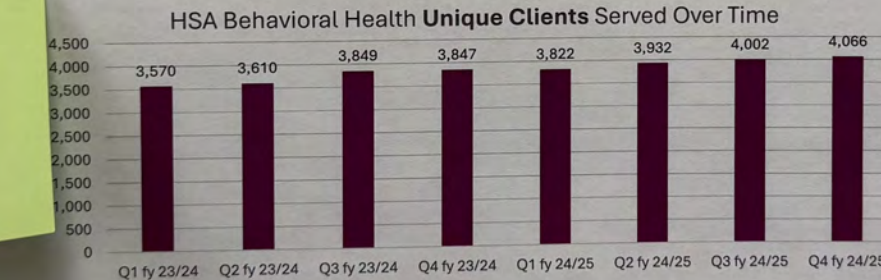
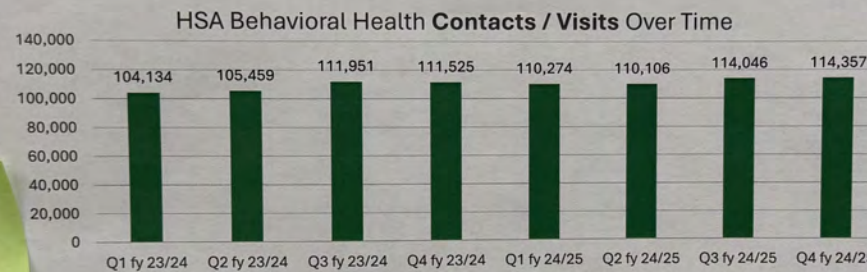




Data Source:  
County of Santa Cruz, Health Services Agency, Health Center Division



- Greater dependence on state and local funding for uninsured populations
- Deferred preventative care may lead to greater health needs



Data Source:  
County of Santa Cruz, Health Services Agency, Behavioral Health Division



County Behavioral Health  
Provides specialty health and substance disorder services for members and oversees behavioral health crisis services in the community.

HR1 impacts...

- Less people on Medi-Cal
- Greater dependence on state and local funding for uninsured populations
- Deferred preventative care may lead to greater behavioral health needs

\$ per visit  
COST PER VISIT  
SH

What @ prevention?


how can we collaborate

Santa Cruz County EMS Transport Volume

County Emergency Medical Services (EMS)  
EMS delivers essential services to the health and

SHIFT  
1st  
payment  
for prevention





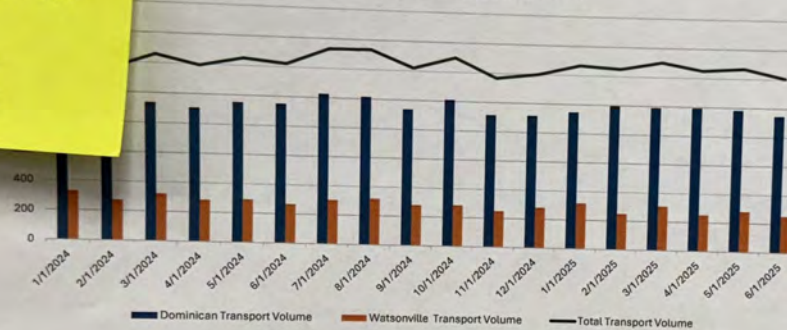
uninsured populations  
- Deferred preventative care may lead to greater behavioral health needs



Data Source:  
County of Santa Cruz, Health Services Agency, Behavioral Health Division

how can we collaborate to meet the need

Santa Cruz County EMS Transport Volume



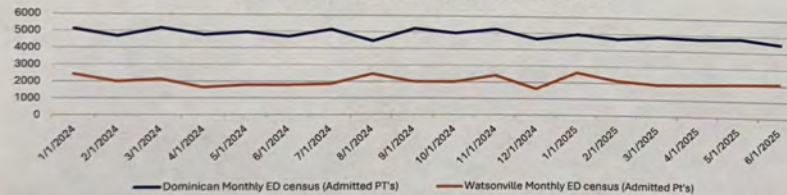
### County Emergency Medical Services (EMS)

EMS delivers essential services which protect the health and safety of County residents and visitors who call upon the 911 system during their greatest time of need and vulnerability.

### HR1 impacts...

- More uncompensated care due to decreased health coverage
- Deferred medical care may lead to greater, more serious needs and EMS / ER usage
- Destabilization of EMS system with changes to payor mix

Hospital Monthly Emergency Department Census




Data Source:  
County of Santa Cruz, Health Services Agency, Public Health Division, Emergency Medical Services



can you deepen demographic data on who in community is impacted?  
ex: lgbtq+ identity

MediCruz Actual Revenues and Expenditures by 3-year Fiscal Year average



### MediCruz Impact

MediCruz is a local safety-net program for Santa Cruz County residents, providing short-term coverage for medical needs.

HR1 impacts...

SHIFT 1st Payment for prevention

These cuts will impact the entire community access, etc.

MediCruz sliding



can you deepen demographic data on who is impacted?  
ex: ethnicity, identity

Impact the entire community? access, etc!

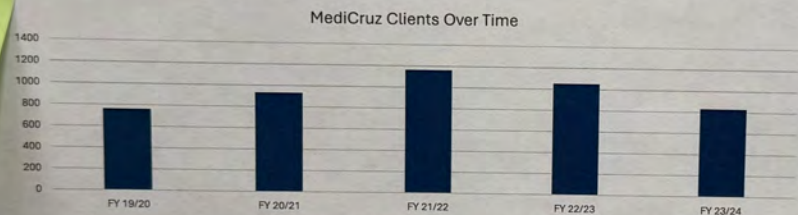
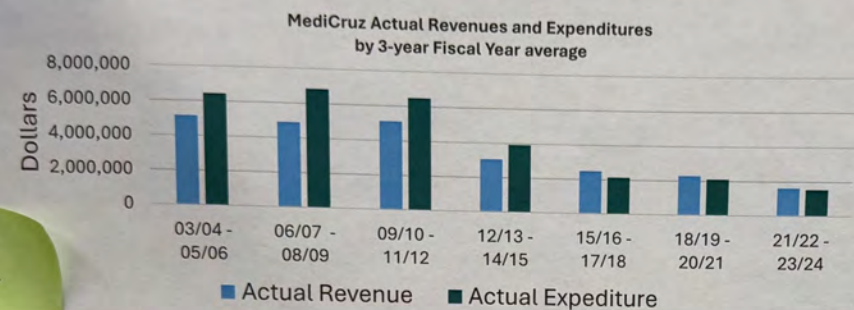
Map out Burden Share

MediCruz sliding scale plan

What happened to the general fund dollars used in 09/10

How are they planning to meet increase?

Data Source:  
County of Santa Cruz, Health Services Agency, Public Health Division, Emergency Medical Services



Data Source:  
County of Santa Cruz, Health Services Agency

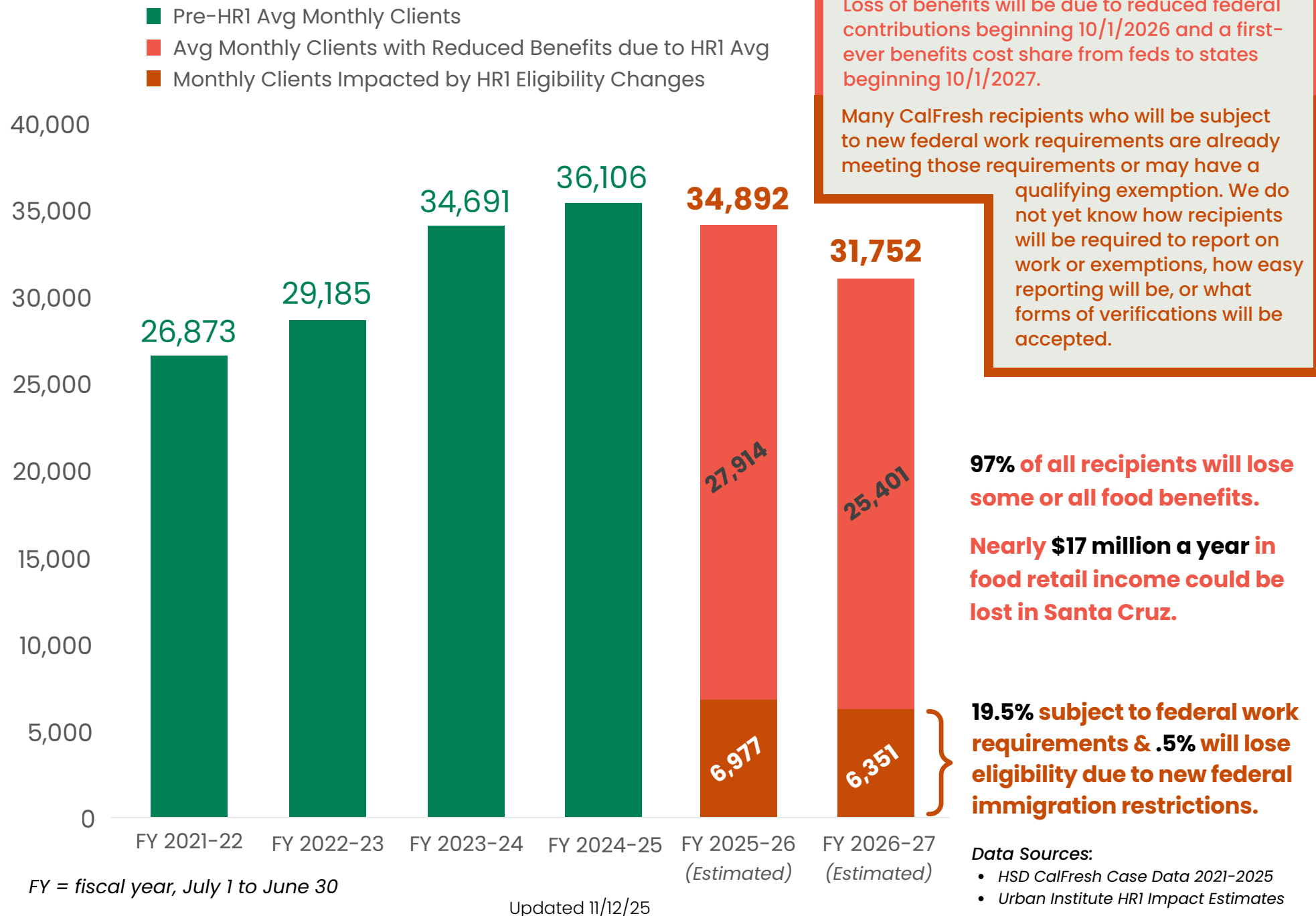
**MediCruz Impact**  
MediCruz is a local safety-net program for Santa Cruz County residents, providing short-term coverage for medical needs.

**HR1 impacts...**

- Increased eligibility due to decreased accessible health coverage
- Greater strain on state and local funding to sustain the program
- Deferred medical care leads to more severe medical needs requiring treatment

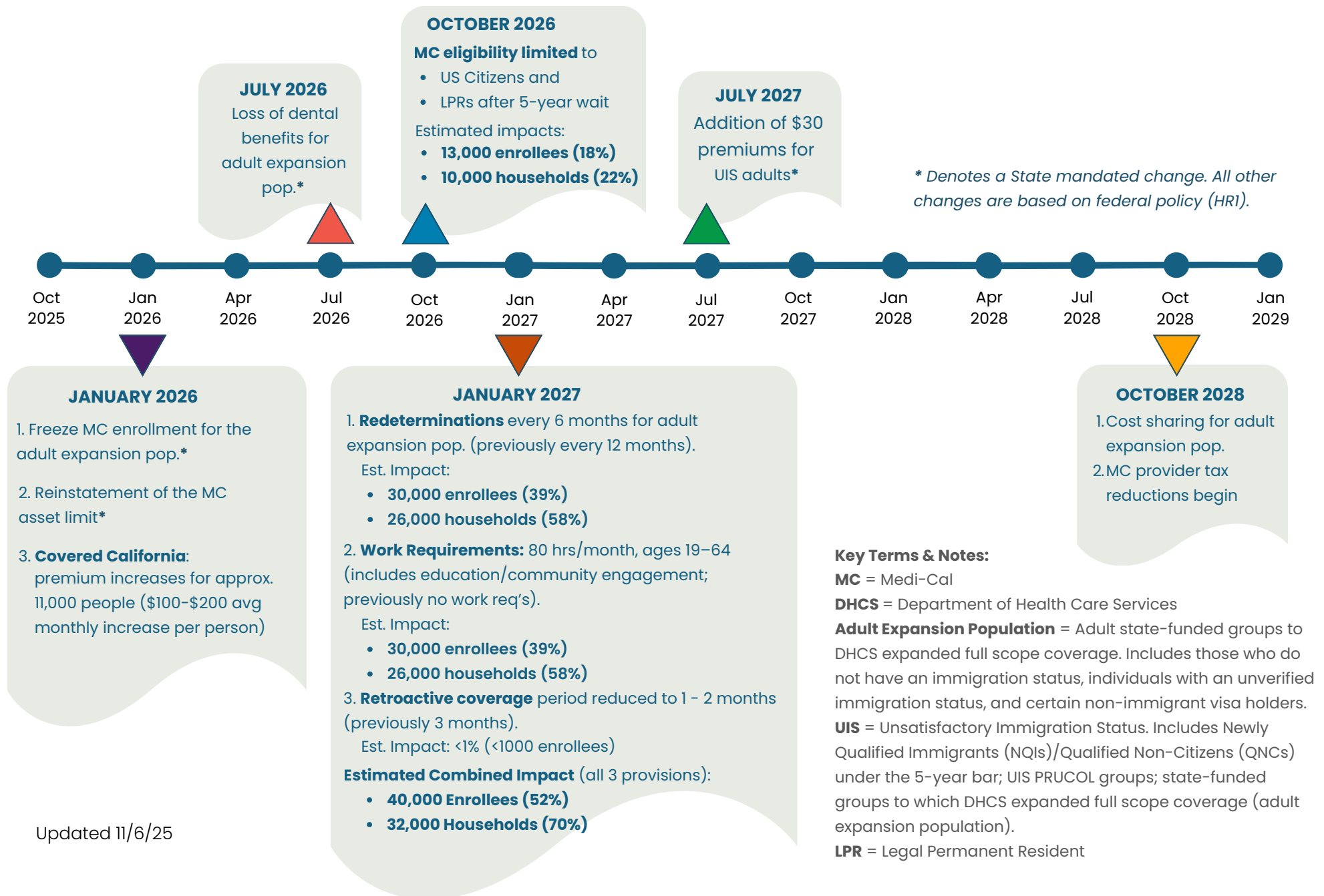


# HR1 **Impacts All** CalFresh Recipients in Santa Cruz County



# Federal & State Changes to Medi-Cal

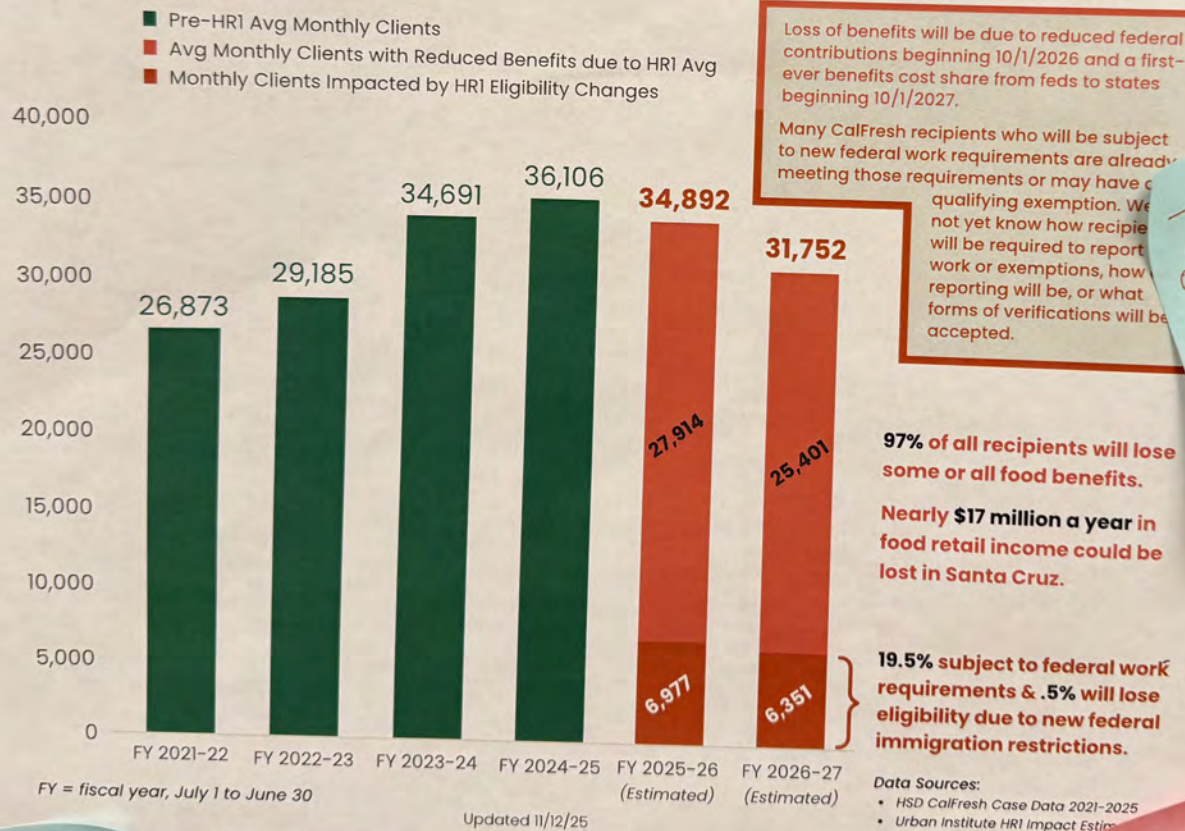
## With Estimated Impacts to Recipients in Santa Cruz County





# Human Services Department (HSD)

## HRI Impacts All CalFresh Recipients in Santa Cruz County



- Collective devastation to local economy

What is...

How we are...





97% of all recipients will lose some or all food benefits.  
Nearly \$17 million a year in food retail income could be lost in Santa Cruz.

19.5% subject to federal work requirements & .5% will lose eligibility due to new federal immigration restrictions.

Data Sources:  
• HSD CalFresh Case Data 2021-2025  
• Urban Institute HRI Impact Est.

What if pre covid #'s outside of program are possible

How do we create a compassionate system for work?

We need Single payer Universal! for all

## Federal & State Changes to Medi-Cal Estimated Impacts to Recipients in Santa Cruz County

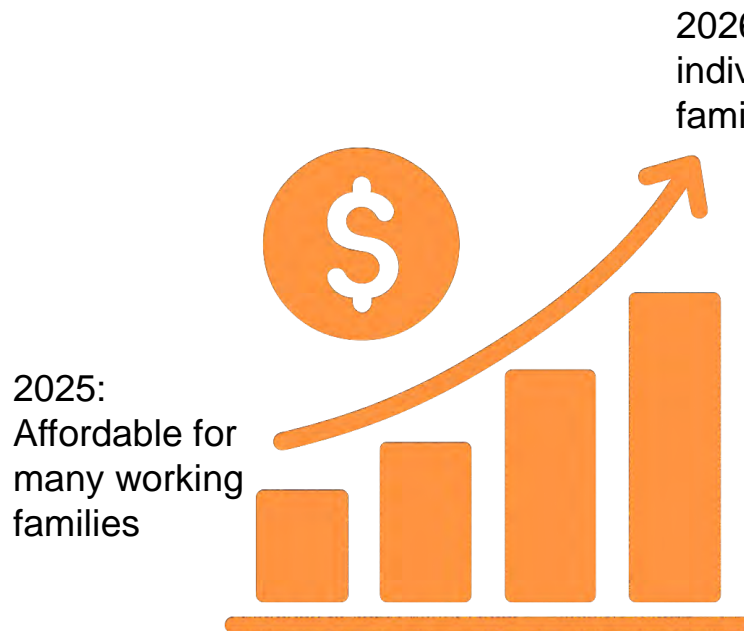


**Key Terms & Notes:**  
MC = Medi-Cal  
DHCS = Department of Health Care Services  
Adult Expansion Population = Adult state-funded groups to DHCS expanded full scope coverage. Includes those who do not have an immigration status, individuals with an unverified immigration status, and certain non-immigrant visa holders.  
UIS = Unsatisfactory Immigration Status. Includes Newly Qualified Immigrants (NQIs)/Qualified Non-Citizens (QNCs) under the 5-year bar; UIS PRUCOL groups; state-funded groups to which DHCS expanded full scope coverage (adult expansion population).  
LPR = Legal Permanent Resident

Updated 11/6/25



## Covered California Premiums Are Rising And Local Families Are Feeling the Impact



- Covered California's open enrollment began Nov. 1, and many families are seeing significant premium increases as temporary federal subsidies expire.
- As health premiums rise and assistance declines:
  - Coverage loss leads to delays in preventive care
  - Families begin deferring essential visits
  - Early warning sign of widening health inequities

*When coverage becomes unaffordable, care slips out of reach.*

## The Impact We're Seeing



- A farmworking mother supporting her family recently saw her monthly premium go from about **\$115** to more than **\$3,500**. She postponed a postpartum care appointment because she could not risk a day without wages.
- Another working family saw their premium rise from about **\$150** to over **\$4,100**, leaving them unsure whether they can keep their coverage.

***Salud** is working closely with families to prevent coverage gaps that can worsen health outcomes.*

2025:  
Affordable for  
many working  
families



- As health premiums rise and assistance declines:
  - Coverage loss leads to delays in preventive care
  - Families begin deferring essential visits
  - Early warning sign of widening health inequities

When coverage becomes unaffordable, care slips out of reach.

2025

## Story behind the trend

## Salud Para La Gente

### The Impact We're Seeing



- A farmworking mother supporting her family recently saw her monthly premium go from about \$115 to more than \$3,500. She postponed a postpartum care appointment because she could not risk a day without wages.
- Another working family saw their premium rise from about \$150 to over \$4,100, leaving them unsure whether they can keep their coverage.

Salud is working closely with families to prevent coverage gaps that can worsen health outcomes.

Who is all impacted?  
i.e. not just farm  
workers but...  
# of employers who  
use covered CA, etc...

How is income  
growth keeping  
up or not?  
(to cover costs)

13K on  
Covered CA

~ 3K rely on  
subsidized  
plan

Is Salud  
receiving proportional  
share funding  
for OBT -  
other services

Do we know  
how many  
families lost  
subsidized premium  
and impact  
on local health  
care systems  
of care?



Healthcare  
for all + for  
free under  
a certain  
income

Build  
+ mandate  
↑ % of  
affordable  
housing



Salud  
Para  
La  
Gente

## Trend Snapshot

## Salud Para La Gente

### Covered California Premiums Are Rising And Local Families Are Feeling the Impact

2025:  
Affordable for  
many working  
families



2026: Out of reach for  
individuals and their  
families

- Covered California's open enrollment began Nov. 1, and many families are seeing significant premium increases as temporary federal subsidies expire.
- As health premiums rise and assistance declines:
  - Coverage loss leads to delays in preventive care
  - Families begin deferring essential visits
  - Early warning sign of widening health inequities

When coverage becomes unaffordable, care slips out of reach.

2025

Do you have the date broken down by year?

Do we know how many families lost subsidized premium and impact on local health care systems of care?

## Story behind the trend

## Salud Para La Gente

### The Impact We're Seeing

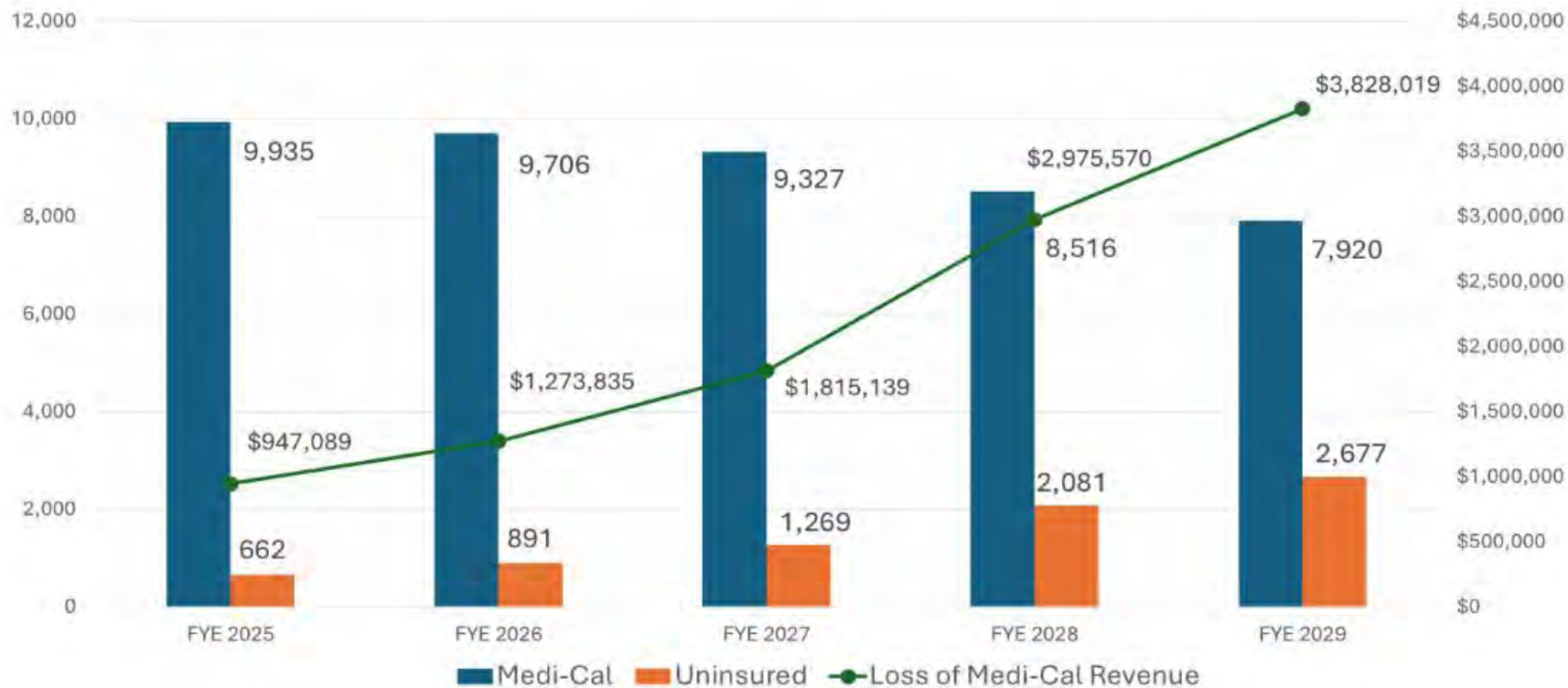


- A farmworking mother supporting her family recently saw her monthly premium go from about \$115 to more than \$3,500. She postponed a postpartum care appointment because she could not risk a day without wages.

Another working family saw their premium rise from

It's Salud

## Anticipated Increase in Uninsured Patients & Loss of Medi-Cal Revenue



Patient population with Medi-Cal coverage decreases from 75% to 60%


Uninsured rate increases from 5% (662) to 20% (2,677)

\$11 million loss in Medi-Cal revenue over 4 years

# Story Behind the Data



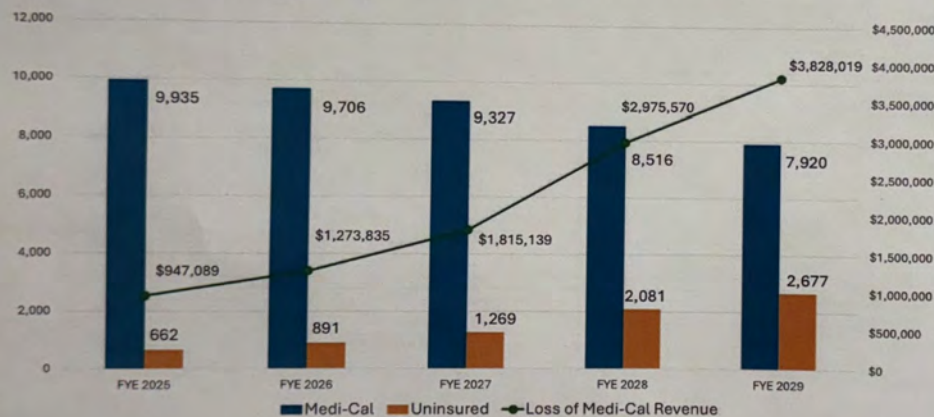
- “I can’t miss a day of work, but I can’t live without my medicine,” my Uber driver said, his voice quiet but heavy with exhaustion. I was given a **window into the reality that is here.**
- Seniors, gig workers, farmworkers, and families will face a winter where access to food, medication, and care is uncertain.
- Federally Qualified Health Centers (FQHCs) have an **"open door" mandate to provide comprehensive primary care to anyone who seeks it**, regardless of their ability to pay, insurance status, or background.
- A 22% decrease in Medi Cal = an **\$11 million dollar shortfall over the next 4 years for Santa Cruz Community Health** significantly impacting our ability to care for our most vulnerable, our uninsured.





# Santa Cruz Community Health

Anticipated Increase in Uninsured Patients & Loss of Medi-Cal Revenue



Patient population with Medi-Cal coverage decreases from 75% to 60%

Uninsured rate increases from 5% (662) to 20% (2,677)

\$11 million loss in Medi-Cal revenue over 4 years

What's the reimbursement for MC vs. other payor types?

unstable fiscal trajectory



Patient population with Medi-Cal coverage decreases from 75% to 60%

Uninsured rate increases from 5% (662) to 20% (2,677)

\$11 million loss in Medi-Cal revenue over 4 years

Unstable fiscal trajectory

What's the reimbursement for MC vs. other payor types?

What sources are being opened for uninsured?

## Story Behind the Data

"I can't miss a day of work, but I can't live without my medicine," my Uber driver said, his voice quiet but heavy with exhaustion. I was given a **window into the reality that is here.**

- Seniors, gig workers, farmworkers, and families will face a winter where access to food, medication, and care is uncertain.
- Federally Qualified Health Centers (FQHCs) have an "open door" mandate to provide comprehensive primary care to anyone who seeks it, regardless of their ability to pay, insurance status, or background.

decrease in Medi Cal = an **\$11 million dollar shortfall over the next 4** for Santa Cruz Community Health significantly impacting our ability to care for our most vulnerable, our uninsured.



membership for health care 100 months

Medi-Cal sliding scale Healthcare plan?

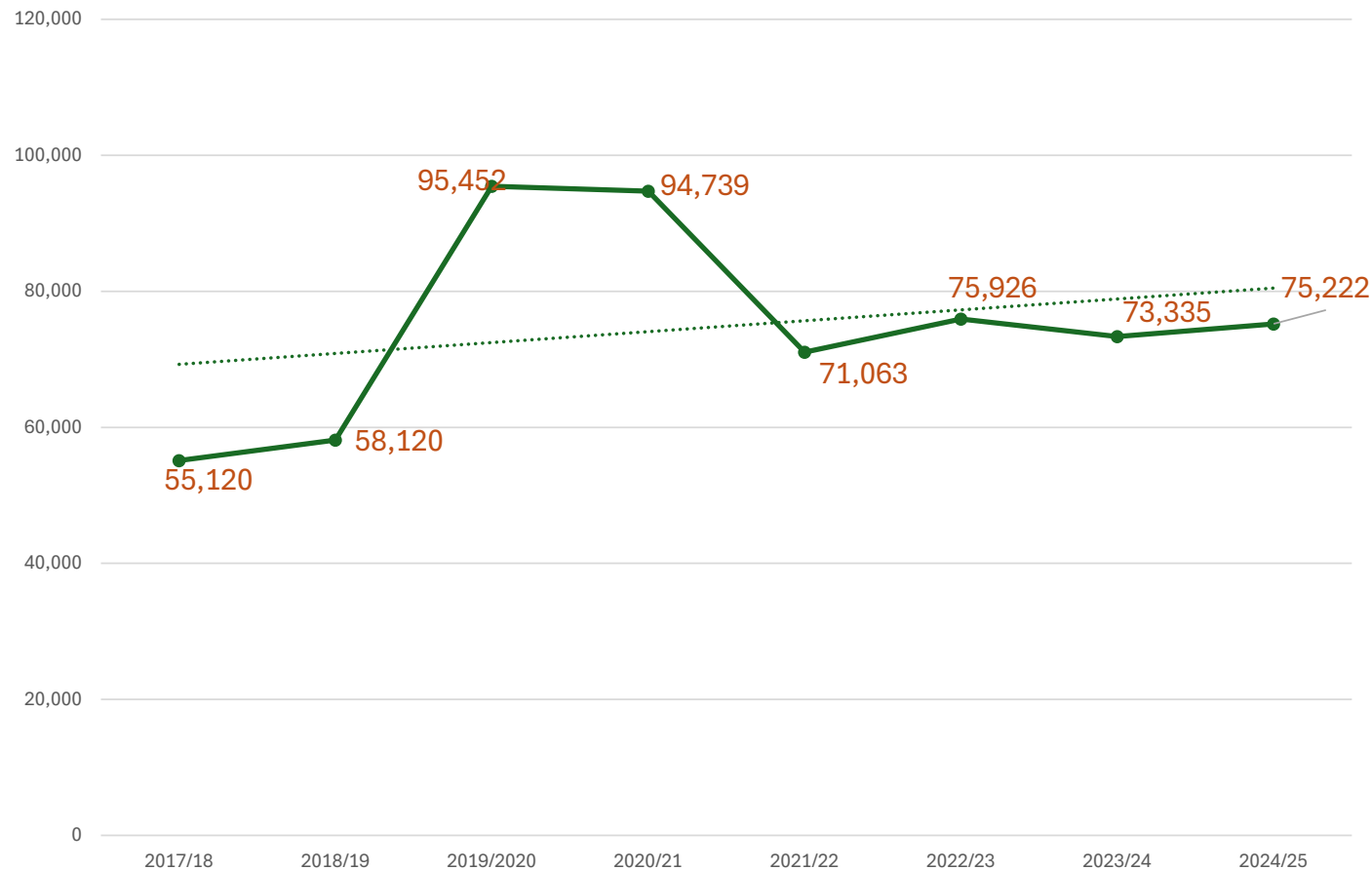
Universal Healthcare for all  
↓ \$ in insurance

What can private drs offer?



# Second Harvest Food Bank

Average Participation by Month-Unduplicated







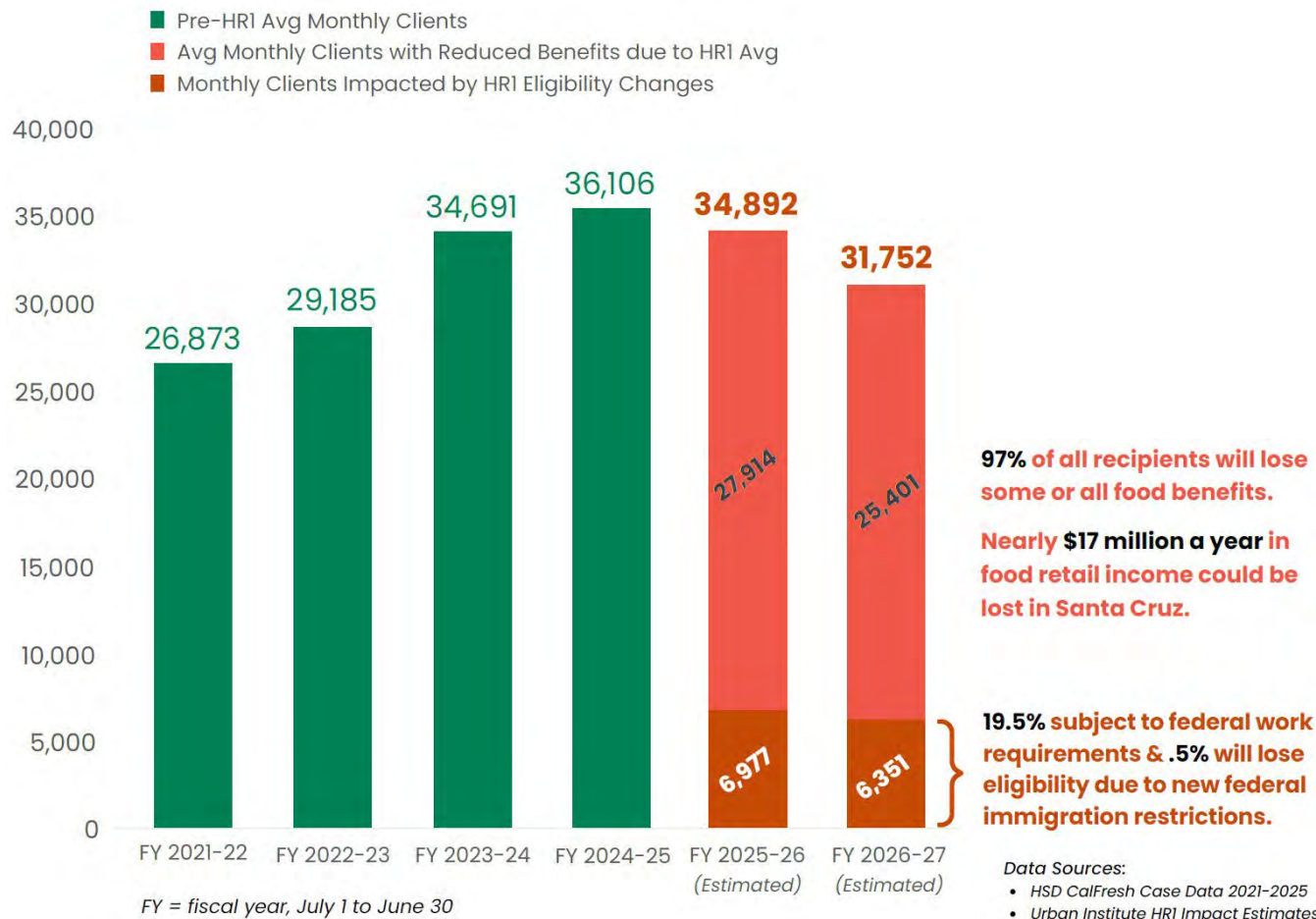
---

## Story Behind the Data

- 37% increase pre-covid and growing
- Extraordinary events drive up food insecurity (see COVID years)
- SNAP program cuts and requirements will decrease enrollment and drive-up nourishment needs
- Cost of everything (especially housing) a key contributing factor followed by low wages



# Example: Humans Services Department - CalFresh Recipients





## Story Behind the Data

- 37% increase pre-covid and growing
- Extraordinary events drive up food insecurity (see COVID years)
- SNAP program cuts and requirements will decrease enrollment and drive-up nourishment needs
- Cost of everything (especially housing) a key contributing factor followed by low wages

How is a lack of nutrition access related to health outcomes?

income security?

Maslow's Hierarchy will always make this essential

as are areas of family budgets take a hit





# Second Harvest Food Bank

Average Participation by Month-Unduplicated



Surprised  
with 3  
years of  
consistent  
growth



# Volunteer Hours spent with academically struggling children or at-risk seniors

Project Name: Seniors Council Foster Grandparent Program

Grant Year: 7/1/25- 6/30/26

Month	Cumulative Hours Actual	Cumulative Hours Goal	Monthly VSY Actual	Monthly VSY Goal	Monthly Hours Actual	Monthly Vols. Active	FY 24-25 Actuals	Annual VSY Goal
July	5,499	9,483	5.27	9.08	5,499	123	5,316	109
August	12,921	18,966	7.11	9.08	7,422	126	6,996	109
September	21,577	28,449	8.29	9.08	8,656	129	8,793	109
October	21,577	37,932	0.00	9.08			9,446	109
November	21,577	47,415	0.00	9.08			10,945	109
December	21,577	56,898	0.00	9.08			12,266	109
January	21,577	66,381	0.00	9.08			10,779	109
February	21,577	75,864	0.00	9.08			8,020	109
March	21,577	85,347	0.00	9.08			11,392	109
April	21,577	94,830	0.00	9.08			11,665	109
May	21,577	104,313	0.00	9.08			9,246	109
June	21,577	113,796	0.00	9.08			5,055	109
TOTAL			20.67		21,577		109,918	

Total VSYs  
Achieved

Project Name: Seniors Council Senior Companion Program

Grant Year: 7/1/25- 6/30/26

Month	Cumulative Hours Actual	Cumulative Hours Goal	Monthly VSY Actual	Monthly VSY Goal	Monthly Hours Actual	Monthly Vols. Active	FY 24-25 Actuals	Annual VSY Goal
July	2,283	1,827	2.19	1.75	2,283	30	1,837	21
August	4,405	3,654	2.03	1.75	2,122	30	1,608	21
September	6,840	5,481	2.33	1.75	2,436	31	1,909	21
October	6,840	7,308	0.00	1.75			2,055	21
November	6,840	9,135	0.00	1.75			2,504	21
December	6,840	10,962	0.00	1.75			2,614	21
January	6,840	12,789	0.00	1.75			2,159	21
February	6,840	14,616	0.00	1.75			1,643	21
March	6,840	16,443	0.00	1.75			1,989	21
April	6,840	18,270	0.00	1.75			1,585	21
May	6,840	20,097	0.00	1.75			1,959	21
June	6,840	21,924	0.00	1.75			1,688	21
TOTAL			6.55		6,840		23,547	

Total VSYs  
Achieved

# Intergenerational Programs are a win-Win-WIN

**All volunteers are low-income & aged 55+**

Volunteers receive non-taxable stipends totaling over \$400K/yr

Children show marked improvement in academic and social skills

Volunteers feel sense of worth, and receive meal & travel allowances

Senior Companions combat loneliness & social isolation

*Seniors win* economically; *Children win* academically; *Schools win* free classroom help; *Everyone WINS* with social connectivity

The future of the programs are unknown and  
targeted for dramatic cuts or even elimination



August	12,921	18,966	7.11	9.08	7,422	126	6,996	109
September	21,577	28,449	8.29	9.08	8,656	129	8,793	109
October	21,577	37,932	0.00	9.08			9,446	109
November	21,577	47,415	0.00	9.08			10,945	109
December	21,577	56,898	0.00	9.08			12,266	109
January	21,577	66,381	0.00	9.08			10,779	109
February	21,577	75,864	0.00	9.08			8,020	109
March	21,577	85,347	0.00	9.08			11,392	109
April	21,577	94,830	0.00	9.08			11,665	109
May	21,577	104,313	0.00	9.08			9,246	109
June	21,577	113,796	0.00	9.08			5,055	109
TOTAL			20.67		21,577		109,918	

Total VSYs  
Achieved

August	4,405	3,854	2.03	1.75	2,122	30	1,606	21
September	6,840	5,481	2.33	1.75	2,436	31	1,909	21
October	6,840	7,308	0.00	1.75			2,055	21
November	6,840	9,135	0.00	1.75			2,504	21
December	6,840	10,962	0.00	1.75			2,614	21
January	6,840	12,789	0.00	1.75			2,159	21
February	6,840	14,616	0.00	1.75			1,643	21
March	6,840	16,443	0.00	1.75			1,989	21
April	6,840	18,270	0.00	1.75			1,595	21
May	6,840	20,097	0.00	1.75			1,959	21
June	6,840	21,924	0.00	1.75			1,888	21
TOTAL			6.55		6,840		23,547	

Total VSYs  
Achieved

## Intergenerational Programs are a win-Win-WIN

**All volunteers are low-income & aged 55+**

Volunteers receive non-taxable stipends totaling over \$400K/yr

Children show marked improvement in academic and social skills

Volunteers feel sense of worth, and receive meal & travel allowances

Senior Companions combat loneliness & social isolation

**Seniors win** economically; **Children win** academically; **Schools win** free classroom help; **Everyone WINS** with social connectivity

The future of the programs are unknown and targeted for dramatic cuts or even elimination

Will student academics be further threatened when tutoring & IEP programs are being affected?

Who will step in if program gets cut? This is so vital!

Volunteers who know how to connect w/ next generation on their terms & social platforms

Could this qualify for "work" requirement for Medicaid?



# What's at stake for the Volunteer Center?

Federal Grant	Who Benefits?	Amount\$	House Bill	Senate Bill
AmeriCorps Seniors	500 Seniors enrolled	73,706	Program closed	10% cut nationally, but our 3 year reapplication window was during shutdown
Helping Hands	Home safety for 250 Seniors	30,000	50-70% cuts; no Area Agencies on Aging	10% cuts
Literacy Adult Ed WIOA	195 non-English speaking low income adults	52,000	Program eliminated	Reinstatement of services for citizens only rule disqualifies 85% of current families enrolled
Career Services	60 people with a mental illness	472,039	Program cut by 50%, no mental health set aside	10% cuts, status of Mental Health set aside unclear
Friends Outside Women's Reentry Project	50 justice involved women	80,000	All grant money in OCJP redirected to enforcement	50% cuts in grants program

# Behind the Numbers



## Some things to know about Seniors Programs:

- ✓ We have a cost per volunteer that is less than half the national average;
- ✓ We exceed the required local match.
- ✓ 470% return on Federal Investment just in volunteer labor value

I've spent 260 hours over the last 2 years tutoring my student, a 48-year-old woman from Mexico who lives with her 3 adult children in Santa Cruz CA. My student and her children are all enrolled. She recently got a better-paying full-time job with New Leaf, and has been praised for excellent work by her new employer. As she tells me at almost every meeting with her, "Me das oro," or "You give me gold" referring to how important speaking, reading and writing English are in her life.



## Participant Quotes from our most recent Career Services Accreditation:

"I never felt psychologically unsafe, their process is very gentle. Their staff is all-in and I think this is the most efficient use of tax-payer dollars that I have ever seen." Another said "My staff person was really heroic in my story of recovery and she made me feel like a real person again. I give them a 10/10 and would recommend them."






Work @ Career  
Services & Stochastic?

Friends Outside Women's Reentry Project	50 Justice involved women	80,000	All grant money in OCJP redirected to enforcement	50% cuts in grants program
---	---------------------------------	--------	---	----------------------------

Up  
Medic

~~How~~  
Volume  
NEED TODAY  
VS  
FUTURE

## Numbers



### Some things to know about Seniors Programs:

- ✓ We have a cost per volunteer that is less than half the national average;
- ✓ We exceed the required local match.
- ✓ 470% return on Federal Investment just in volunteer labor value

I've spent 260 hours over the last 2 years tutoring my student, a 48-year-old woman from Mexico who lives with her 3 adult children in Santa Cruz CA. My student and her children are all enrolled. She recently got a better-paying full-time job with New Leaf, and has been praised for excellent work by her new employer. As she tells me at almost every meeting with her, "Me das oro," or "You give me gold" referring to how important speaking, reading and writing English are in her life.



Empower  
Others: Tutor  
with Literacy!

### Participant Quotes from our most recent Career Services Accreditation:

"I never felt psychologically unsafe, their process is very gentle. Their staff is all-in and I think this is the most efficient use of tax-payer dollars that I have ever seen." Another said "My staff person was really heroic in my story of recovery and she made me feel like a real person again. I give them a 10/10 and would recommend them."



How can this  
support work  
requirements  
to keep benefits?

amen  
corp -  
can there  
be  
consolidation?



Volunteer  
Center

## What's at stake for the Volunteer Center?

Federal Grant	Who Benefits?	Amount\$	House Bill	Senate Bill
AmeriCorps Seniors	500 Seniors enrolled	73,706	Program closed	10% cut nationally, but our 3 year reapplication window was during shutdown
Helping Hands	Home safety for 250 Seniors	30,000	50-70% cuts; no Area Agencies on Aging	10% cuts
Literacy Adult Ed WIOA	195 non-English speaking low income adults	52,000	Program eliminated	Reinstatement of services for citizens only rule disqualifies 85% of current families enrolled
Career Services	60 people with a mental illness	472,039	Program cut by 50%, no mental health set aside	10% cuts, status of Mental Health set aside unclear
Friends Outside Women's Reentry Project	50 justice involved women	80,000	All grant money in OCJP redirected to enforcement	50% cuts in grants program

what ways would coordination there be others who can also look @ career services & storyline?

Cuts can also result in increased opportunities for volunteerism. Opportunity to place medical equipment

~~Volume~~

Volume

umbers

I've spent 260 hours over the last 2 years tutoring my student, a 48-year-old woman from Mexico who

Participant Quotes from our most recent Career Services

## 10-year projected negative impacts of H.R. 1 on WCH

YEAR	REVENUE REDUCTION
2026	\$4.3 – 5.6M*
2027	\$6.4 – 7.8M* plus unknown impacts of provider fee program (QAF 9) decision
2028	\$8.5 – 9.8M* plus unknown impacts of QAF 9 decision
2029 - 2035	<b>Similar negative impacts</b> plus heavily dependent on future QAF decisions

*\* 9/16/25 revised estimates on Medi-Cal recipients losing coverage, Central California Alliance for Health*

**These shortfalls represent between 2.5 – 6.5% reductions in  
Annual Net Operating Revenue**



Watsonville  
Community  
Hospital



Dif between  
Senate &  
House versions  
How can we  
impact?

### 10-year projected negative impacts of H.R. 1 on W

YEAR	REVENUE REDUCTION
2026	\$4.3 – 5.6M*
2027	\$6.4 – 7.8M* plus unknown impacts of provider fee program (QAF 9) decision
2028	\$8.5 – 9.8M* plus unknown impacts of QAF 9 decision
2029 - 2035	Similar negative impacts plus heavily dependent on future QAF decisions

\* 9/16/25 revised estimates on Medi-Cal recipients losing coverage, Central California Alliance for Health

These shortfalls represent between 2.5 – 6.5% reductions in Annual Net Operating Revenue

PEOPLE | EXCELLENCE | TRUST | FAMILY

1

@ most  
basic level-  
are doctors  
available  
for orgs here?

How many  
people dropped  
off coverage are  
represented in these  
reductions?

how can  
community  
orgs step  
in to support  
for reduction

Program  
impact  
Volume  
impact

How does the  
entire health  
system find  
interdependency  
rather than  
competition

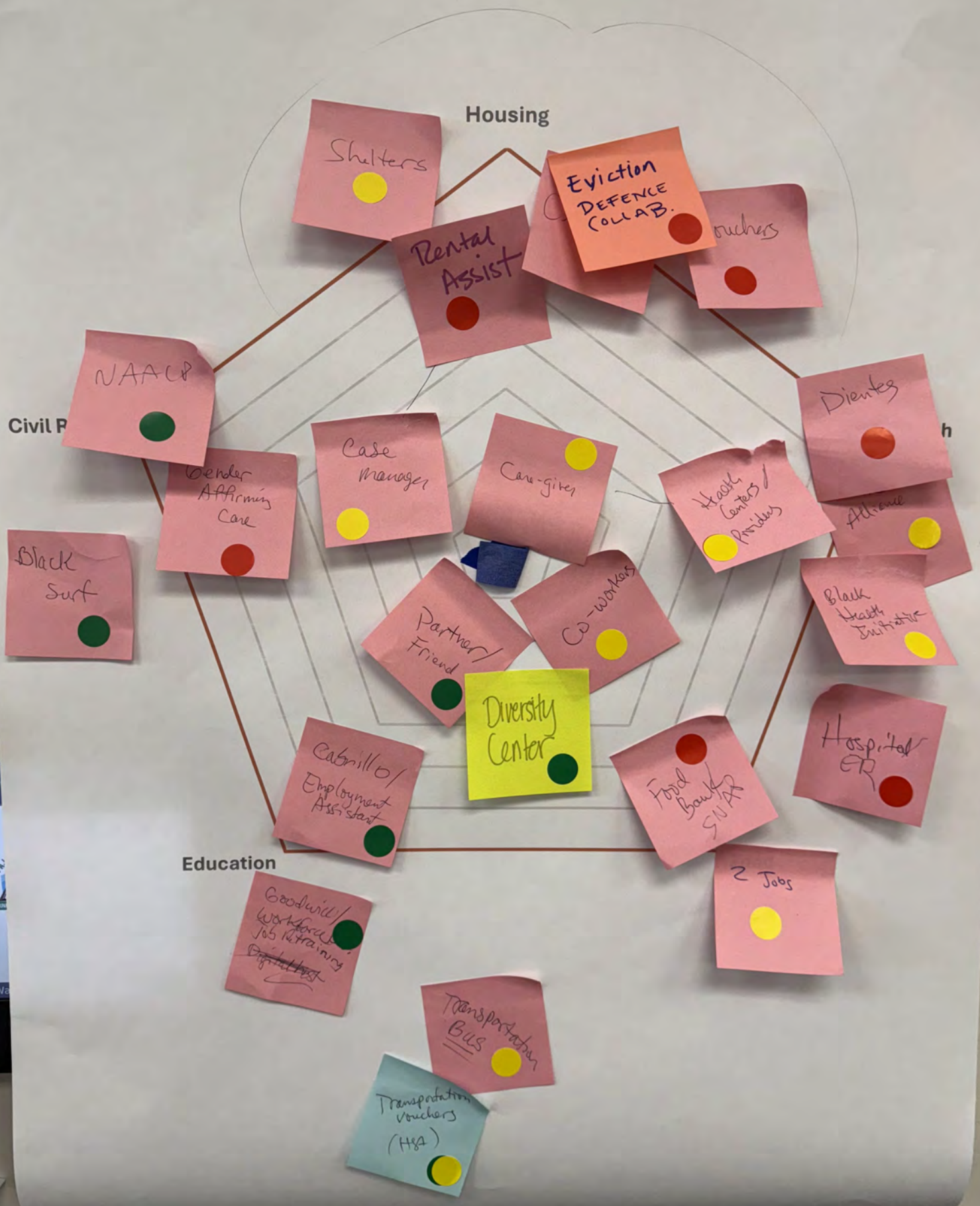
can you deepen  
demographic  
data... ie:  
% LGBTQ+

How do we  
publicly fund  
(state & local)  
insurance premiums  
for those who are  
disabled or no longer eligible?



#2









¡SÉ AMABLE



## Housing

Sect 8

mail  
pick-up?

Friends

Queer Youth  
Social Support  
Groups

Covered  
CA

Medi Cal

Health

BH

SALUD  
WCH

Diversity  
Center

6. A multiracial queer transitional-age youth in Watsonville is nineteen and navigating unstable housing, often staying with friends. They balance part-time retail work with community college classes and rely on affirming behavioral health supports and consistent food and transportation assistance.

Co-workers

family

Library  
Computers  
Access

Job  
training

BUS  
Pass

E Cabrillo

GA?

FOOD  
Distribution

Food Bank

SNAP

# GAPS : QUESTIONS : Observations

surround by resources but can she access  
who is helping navigate  
what is utilization

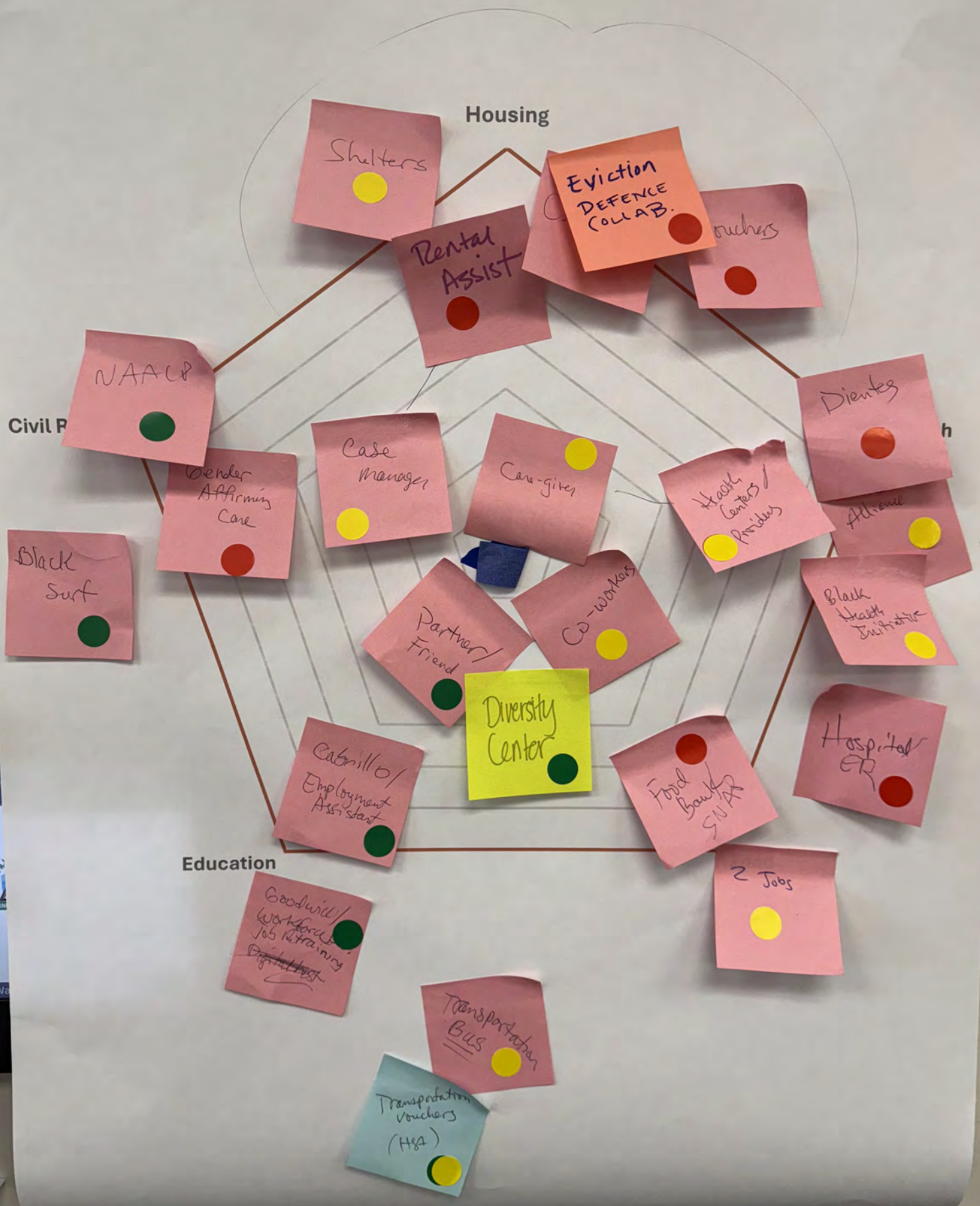




#2







## Housing

Shelters

Rental Assist

Eviction DEFENCE COLLAB.

Vouchers

## Civil R

NAACP

Gender Affirming Care

Case Manager

Care-giver

Health Centers / Providers

Dientes

Atlanta

Black Surf

Partner / Friend

Co-workers

Black Health Initiative

Diversity Center

Cabrillo / Employment Assistant

Food Bank / SNA

Hospital ER

## Education

Goodwill / Workforce Job Retraining Digital

2 Jobs

Transportation BUS

Transportation Vouchers (H&A)





¡SÉ AMABLE

## Housing

Sect 8

mail  
pick-up?

Friends

Queer Youth  
Social Support  
Groups

Covered  
CA

Medi Cal

Health

BH

SALUD  
WCH

Diversity  
Center

6. A multiracial queer transitional-age youth in Watsonville is nineteen and navigating unstable housing, often staying with friends. They balance part-time retail work with community college classes and rely on affirming behavioral health supports and consistent food and transportation assistance.

Co-workers

family

Library  
Computers  
Access

Job  
training

BUS  
Pass

E Cabrillo

GA?

FOOD  
Distribution

Food Bank

SNAP



# GAPS : QUESTIONS : Observations

surround by resources but can she access  
who is helping navigate  
what is utilization

