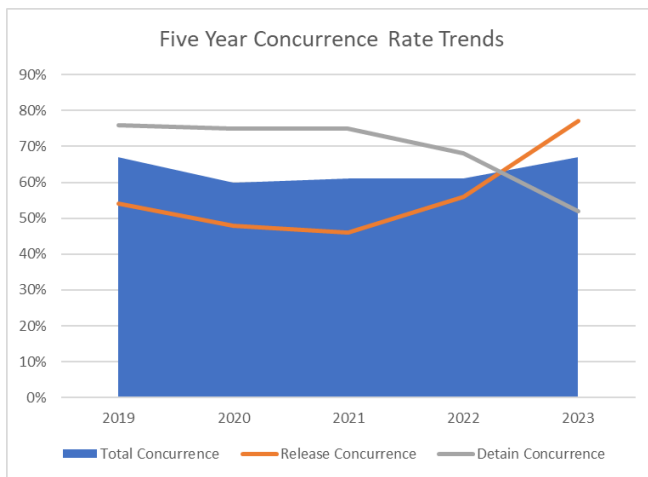
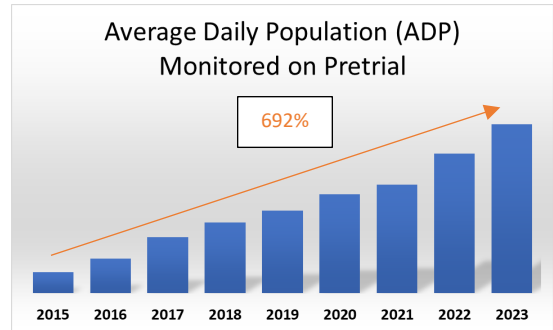


Pretrial Division At-A-Glance (2023)

The Pretrial system reduces reliance on incarceration without compromising public safety, protects the public, ensures the rights of individuals to *least restrictive* practices, and is based on fair and equitable pretrial decision-making.

Pretrial Services

- Nearly 1200 individuals were monitored in the community awaiting trial in 2023, with a Pretrial Average Daily Population (ADP) of 301 (up nearly 21% from 2022).
 - 82% Male/18% Female
 - 6% African American; 43% Latinx; 46% White; 5% Other
 - Average age- 39 years old
- More than 2873 Public Safety Assessments (PSA) were completed to provide the court with release recommendations. Status Reports are also submitted for subsequent court appearances.
- More than 700 individuals were placed on electronic monitoring equipment.



PSA & Concurrence Rate

Pretrial staff utilize the Public Safety Assessment-Court (PSA-Court) tool and a decision-making framework to inform judicial decision for release or detention pending case disposition.

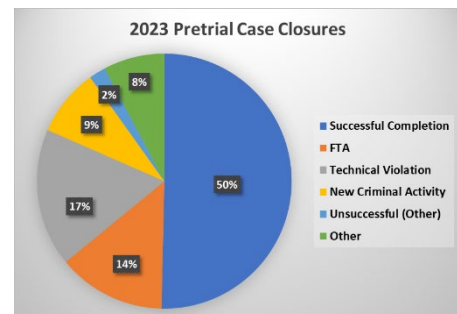
- 67% Public Safety Assessment (PSA) Recommendations were followed by Judicial Officers; a 77% release concurrence rate and a 52% detain concurrence rate.
- 15% Judicial Override PSA recommendations to detain
- 18% Judicial Override PSA recommendations to release

Pre-Arrest Release

- ❖ 39 recommendations for Pre-Arrest Release were made in 2023
- ❖ 36 individuals (92%) were successfully released before their arraignment hearing
- ❖ 25 (69%) of the pre-arrest releases remained law-abiding and arrest free during the pretrial phase
- ❖ 18 (50%) individuals attended their first arraignment hearing
- ❖ The appearance and success rate for the pre-arrest release population is 36%

Outcomes and Success

- ✓ 91% Did not commit New Criminal Activity (NCA) (*Decreased 1%*)
60 misdemeanor case closures (1 violent)
49 felony case closures (10 violent)
- ✓ 86% Appeared for Court / 14% Failed to Appear for Court (*Decreased 2% compared to 2022 rate*)
- ✓ 83% Did not have a Technical Violation (*Improved 5% compared to 2022 rate*)
- ✓ 50% Successful Completion- Made all appearances, no violations, no new offenses. (*Decreased 8% compared to 2022 rate*).



Resource Links

- [Release \(napsa.org\)](https://www.napsa.org)
- [Advancing Pretrial Policy and Research \(APPR\) - The Center for Effective Public Policy \(cepp.com\)](https://www.cepp.com)
- [Pretrial | National Institute of Corrections \(nicic.gov\)](https://www.nicic.gov)
- [Public Safety Assessment: A Risk Tool That Promotes... | Arnold Ventures](#)
- [SB 129 \(Chapter 69, Statutes of 2021\) – Statewide Pretrial Program - Chief Probation Officers of California \(cpoc.org\)](https://www.cpoc.org)
- [Harvard Technical Assistance: Government Performance Lab \(harvard.edu\)](https://www.harvard.edu)